

Supporting Healthy Brain Developing through
evidence-based relational practices

Lana Nenide MS, IMH-E® (IV)

Preschool Expulsion

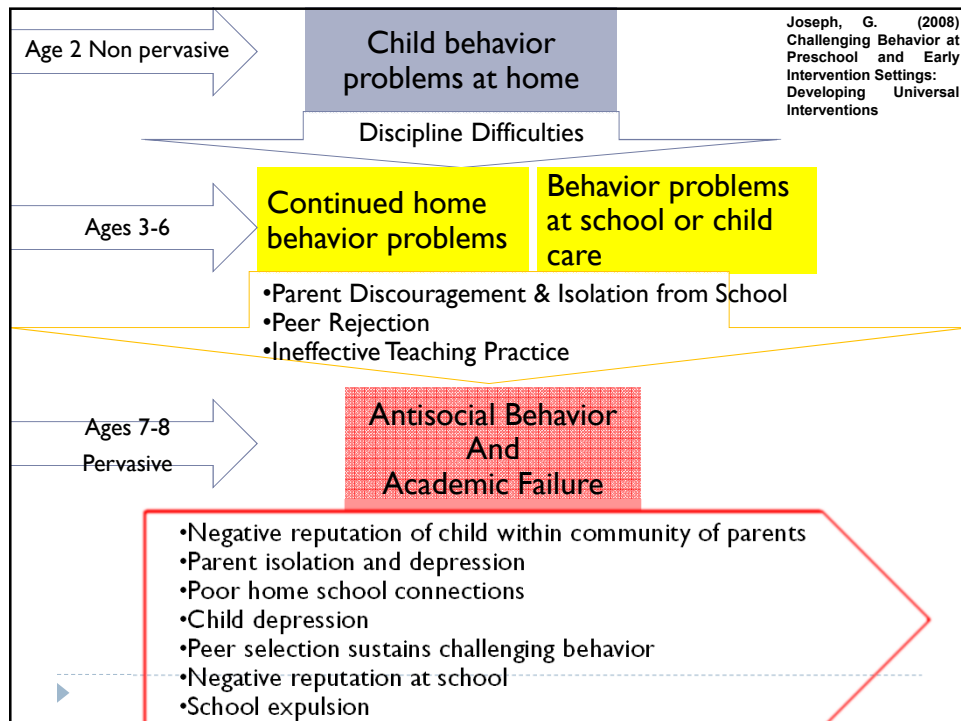
- ▶ Preschool expulsion rates are 3 times higher than K-12 expulsion rates.
- ▶ Boys are 4.5 times more likely than girls to be expelled.
- ▶ African American children are twice as likely to be expelled than white or Latino children and 5 times more likely to be expelled than Asian American children.

¹ Gilliam, Walter, *Prekindergartners Left Behind: Expulsion Rates in State Prekindergarten Systems*, Yale University Child Study Center, May 4, 2005, pg 1.

Expulsion: Wisconsin Data

- ▶ In WI, over two-thirds of child care providers reported that they had expelled a child from their care at some point in their career
- ▶ 52% asked a family to leave within the past two years
- ▶ Child and family behavior were among the leading causes of expulsion in both group and family child care settings
- ▶ 1 in 5 providers reported that they had little or no confidence in their ability to deal with challenging behaviors

Supporting Families Together Association (SFTA), 2010



What is Pyramid Model?

- Evidence based prevention /intervention framework for ALL children
- Promotes positive and sensitive relationships – fundamental for healthy brain development
- Supports healthy social and emotional development
- Reduces challenging behaviors
- We can support caregivers/professionals (parents, teachers, home visitors, early interventionists) to be more aware of their own behaviors and dispositions
- We can provide caregivers/professionals with tools and practical strategies so that they can
 - teach children to manage their strong negative emotions
 - teach children be more empathetic, friendly, cooperative and ready for school



Pyramid Model for Social and Emotional Competence



Training Outcomes Related to Training Components			
Training Components	Training Outcomes		
	Knowledge of Content	Skill Implementation	Classroom Application
Presentation/ Lecture	10%	5%	0%
Plus Demonstration	30%	20%	0%
Plus Practice	60%	60%	5%
Plus Coaching/ Admin Support Data Feedback	95%	95%	95%

▶

Joyce & Showers, 2002

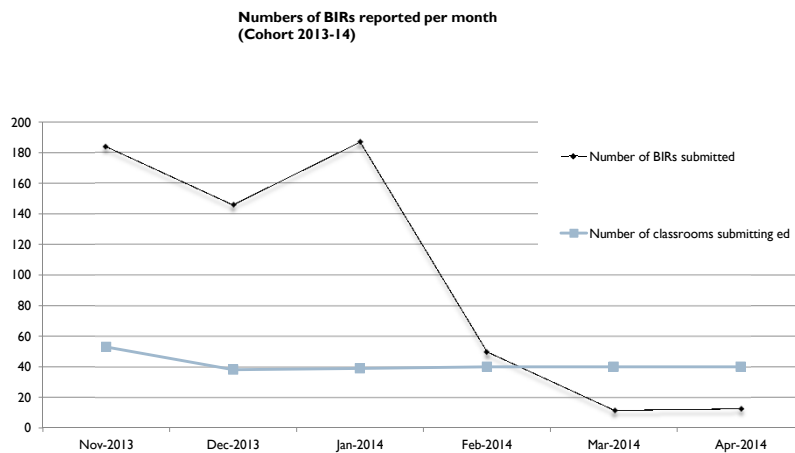
Implementation with fidelity

- ▶ Coordination and evaluation
 - ▶ Training and Coaching
 - ▶ Administrative support
 - ▶ Program readiness
 - ▶ Family involvement
 - ▶ Early childhood mental health consultation
- ▶

WI data: the program started implementing Pyramid Model in 2010

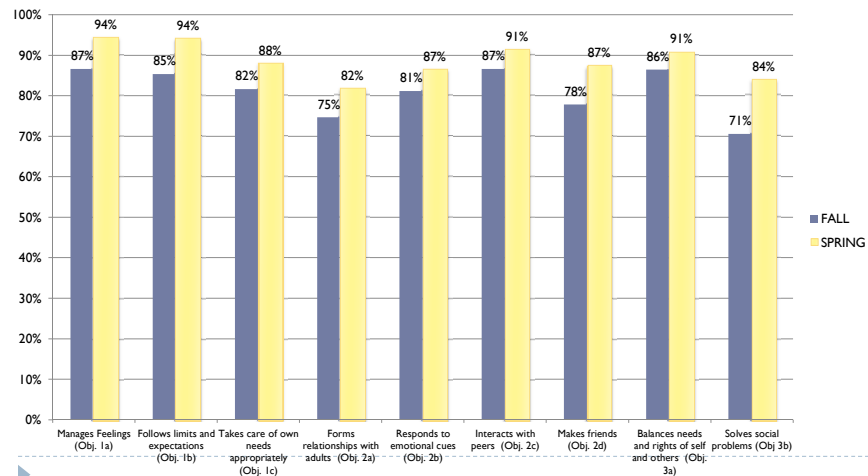


Iowa data: Pyramid Model implementation leads to Reduction in Behavior Incident Reports



Iowa data: Teaching Strategy GOLD: % of children at age-level expectations

Implementation of the Pyramid Model leads to increase in social and emotional competence in children



Benefits of Early Childhood Mental Health Consultation

- ▶ Teachers who have access to ongoing mental health consultation are about **half** as likely to report expelling a preschooler as teachers without such support
- ▶ Child care centers receiving consultation demonstrate increases in teacher-child positive interactions – a strong predictor of child care quality (Arnett Scale of Caregiver Interaction)
- ▶ Teachers who have access to ongoing mental health consultation report increased sense of self-efficacy as shown on the Teacher Opinion Survey

Iowa data: Mental Health (MH) consultation rates in Head Start programs implementing the Pyramid Model

