



WISCONSIN STATE REPRESENTATIVE

Shelia Stubbs

77TH ASSEMBLY DISTRICT

Thursday April 1st, 2021

Senate Bill 216

Senate Committee on Insurance, Licensing and Forestry

Good morning Chairwoman Felzkowski members of the committee,

Thank you for the opportunity to testify on Senate Bill 216, regarding the practicing of hairbraiding without a license. This bill is designed to eliminate arduous regulations in regards to hair braiding. African-style hair braiding is a natural and ancient craft that provides many talented practitioners pathways to self-sufficiency and entrepreneurship. This legislation will allow for more individuals, especially female entrepreneurs, to practice braiding. The bill will create more jobs and less people would be doing hair from home. This will not only impact the economic lives of people of color, but also stimulate our state's economy as a whole.

Current Wisconsin law requires that a person must obtain a barbering or cosmetology license in order to perform natural hair braiding. This regulation stifles the ability for individuals to practice or profit from their skill. The Institute for Justice has found that these licensing programs have nothing to do with public health and safety, and are needlessly restricting entrepreneurship and individual expression.

Under this legislation, people are no longer burdened by strict licensing requirements. They can spend more time honing their craft instead of participating in programs that have little to do with braiding, as more cosmetology schools do not teach natural braiding styles or techniques. Braiding does not pose any threat to public safety since it does not use chemicals. Additionally, it is extremely rare for braiders to receive complaints.

Wisconsin is not alone in the elimination of these regulatory requirements. With this bills passage Wisconsin will join 30 other states, including our neighbors in Minnesota, Michigan and Iowa. These other states have analyzed natural hair braiding and came to the proper conclusion that cosmetology and barbering licenses are unnecessary. Wisconsin should follow suit, and SB 216 will allow our great state to get on the right track.

On March 17th 2021, this bill passed in the Wisconsin State Assembly with an overwhelming support. With such bi-partisan agreement in the Assembly, I hope my colleagues in the Senate will agree that this is a common sense step forward for our state.

Thank you again to the members of the committee, and to my colleagues, Representative Sortwell, Senator Johnson and Senator Felzkowski for their great work on this bill.

STATE CAPITOL / P.O. Box 8953, Madison, WI 53708

TELEPHONE / (608) 266-3784 TOLL FREE / (888) 534-0077 EMAIL / rep.stubbs@legis.wisconsin.gov

Amber Crews: Wisconsin regulators tell braiders yes, no and maybe

wispolitics.com/2021/amber-crews-wisconsin-regulators-tells-braiders-yes-no-and-maybe/

WISPOLITICS.COM

The column below reflects the views of the author, and these opinions are neither endorsed nor supported by WisOpinion.com.

Some people grow up braiding hair. Children practice on each other and themselves, often receiving guidance from more experienced hands. “For so many of us, especially in the African American community, braiding hair is a technique that is passed down generation to generation,” Wisconsin state Sen. Latonya Johnson, D-Milwaukee, says.

My experience was different. I learned the skill later in life as the white mother of two biracial daughters, who are now 12 and 8. As I improved my techniques and shared photos on social media, potential clients began approaching me about freelance work.

An opportunity for a side gig and maybe a full-time career emerged. I was working as a receptionist at the time, but the ability to stay home with my young family while working as a braider appealed to me. As I explored my options, my first step was to find out if I would need an occupational license.

I contacted the Academy of Beauty Professionals, a local beauty school in Madison, and staff members told me in 2017 that I would need a full cosmetology license before I could work as a braider in Wisconsin. That was a dealbreaker for two reasons.

First, most beauty schools do not even teach braiding. And when they do, the training is superficial and not helpful. Secondly, beauty schools are expensive and would not fit into my budget or schedule as a working mother with financial obligations.

Rather than give up, I decided to dig deeper. So in 2018 I contacted the Wisconsin Department of Safety and Professional Services, which referred me to the state Cosmetology Examining Board. At this point I was on a scavenger hunt for a simple yes-or-no answer from the government.

Ultimately, the regulators told me the same thing as the beauty school: Braiding is included in the definition of hairstyling, which requires a license. Yet other people had different opinions. Depending on who I asked, I heard yes, no or maybe.

Even lawmakers seemed confused when I testified recently in favor of Assembly Bill 121. The state legislation, which is awaiting approval in the Senate after passing the Assembly on March 17, would specify that a person does not need a barbering or cosmetology license to work as a braider in Wisconsin.

Opponents who challenged me in Madison mostly expressed concerns about public health and safety. But they had to speculate about worst-case scenarios because real-world examples of harm are almost nonexistent. An analysis from the Institute for Justice, a public interest law firm that has fought for braiders in Minnesota, Illinois, Texas and elsewhere, confirms that braiding is “overwhelmingly safe.”

More importantly, allowing braiders to work without unnecessary barriers creates jobs and increases access to local economies. The gains are significant, while the risks are small and not worth the disenfranchisement of marginalized workers who are mainly women, and specifically women of color.

Regardless of policy differences, clarity in the law is always a good thing. Ambiguity invites selective and arbitrary enforcement, forcing many service providers into the shadows to avoid potential penalties. Entrepreneurs have enough to worry about as it is. They should not have to wonder if their business is even legal—or if code enforcers will show up with their clipboards and start issuing fines.

Braiding involves complex twists, turns and weaves, but the law should be straight. Wisconsin state senators have a chance to untangle the mess with AB121, which would free me and many others to work without fear.

Amber Crews is a working mother and aspiring braider who lives in Madison.



April 1, 2021
Senate Committee on Insurance, Licensing and Forestry
Public Hearing: Senate Bill 216

Senator Felzkowski and Members of the Committee:

The Badger Institute would like to submit written testimony in support of Senate Bill 216, which would clarify the fact that someone does not need to obtain a barber or cosmetology license to perform natural hair braiding in Wisconsin. This bill would eliminate unnecessary confusion and overregulation in the hair-braiding industry and would allow hair braiders across the state to more easily work and obtain a living in their desired field.

According to the Institute for Justice,¹ 30 states already exempt hair braiders from state licensing laws. Yet in Wisconsin, aspiring or practicing hair braiders are sometimes told they must complete 1,500 hours of training from a licensed cosmetology school, a needless requirement that takes at least 10 months and costs thousands of dollars.

We've spoken to hair braiders who have told us that they want to ensure they're practicing legally but have received mixed messages from the Cosmetology Examining Board and the Department of Safety and Professional Services on what – if any – requirements they must complete. A Nigerian woman we spoke to who now lives in Green Bay has been braiding hair for as long as she can remember. She was told she had to attend cosmetology school – a significant investment – and obtain a license to continue practicing but discovered that the topics covered in the coursework were entirely unrelated to her profession. She was not dyeing or cutting hair, only braiding it.

A review by the Institute for Justice² found that customer complaints against hair braiders are extremely rare. They examined nine states and Washington, D.C., and found only six consumer complaints against hair braiders over a seven-year period. None of these were verified by a board.

As Wisconsin continues to recover from the economic impact of the COVID-19 pandemic, it is especially important that the state remove unnecessary barriers that prevent workers and aspiring entrepreneurs from earning a living. We believe SB 216 does just that, and we fully support its passage.

Julie Grace
Policy Analyst, Center for Opportunity
Badger Institute

¹ <https://ij.org/activism/legislation/model-legislation/model-braiding-law/>

² https://ij.org/wp-content/uploads/2016/07/Barriers_To_Braiding-2.pdf

From: Sen.Felzkowski <Sen.Felzkowski@legis.wisconsin.gov>
Sent: Friday, April 30, 2021 12:59 PM
To: Sen.Stafsholt <Sen.Stafsholt@legis.wisconsin.gov>; Gustafson, Andrew <Andrew.Gustafson@legis.wisconsin.gov>; Sen.Jagler <Sen.Jagler@legis.wisconsin.gov>; Fladeboe, David <David.Fladeboe@legis.wisconsin.gov>; Sen.Taylor <Sen.Taylor@legis.wisconsin.gov>; Bryant, Michelle <Michelle.Bryant@legis.wisconsin.gov>; Sen.Ringhand <Sen.Ringhand@legis.wisconsin.gov>; Walsh, Patrick <Patrick.Walsh@legis.wisconsin.gov>
Cc: Kelley, Margit <Margit.Kelley@legis.wisconsin.gov>; Henning, Anna <Anna.Henning@legis.wisconsin.gov>
Subject: Executive Session Materials: Relating to SB 216

Committee Members and Staff,

Please see the correspondence below and attached materials related to SB 216, which will be on the agenda for our Executive Session on May 12th. If anyone wishes to contact her, Megan Jackson's email is: megan.mochal@gmail.com.

My name is Megan Jackson, I am contacting not only as the Chair of the Cosmetology Examining Board, but also as a proud cosmetology educator, a cosmetology practitioner, and a long standing cosmetology establishment owner. I am contacting you in regards to Assembly Bill 121/Senate Bill 216, in relation to hair braiding. I pride myself in not only educating my students and stylists on the importance of safely practicing, but I also stress the importance of integrity in the areas of their expertise, which leads me to the topic of hair braiding. I am not debating that hair braiding does not only have deep cultural references for many, as well as offers expression of art and creativity, but I am concerned about the lack of research and consultation that was done before this bill was introduced.

I also would like to express my concern about the interest in not wanting "hair braiders" to obtain licensure. Currently, myself as well as other professional cosmetologists and dermatologists often see the harmful effects of hair braiding/extensions. Patrons often come in with traction alopecia and/or scarring/ follicle damage due to extensive pulling and tight braiding. Also, I have heard time and time again about patrons who have experienced bleeding from a "hair braider" who didn't know the difference between excessive pulling and or tension from creating a neat and solid foundation. I have an abundance of students enter the Barber/Cosmetology program at Milwaukee Area Technical College as "hair braiders" and after learning about hair and scalp diseases/disorders, tension, elasticity, porosity, dexterity, hair anatomy, proper disinfection of utensils/tool/surfaces, etc., have not only become more conscious "hair braiders" but also beauty professionals.

Do I feel that "hair braiders" should be required to complete 1550 hours of training, No. But I do feel that "hair braiders" should be required to acquire training on safety and sanitation, as well as hair and scalp anatomy to prevent not only the spread of communicable diseases, but also to gain knowledge about the prevention of disorders such as traction alopecia, follicle damage as well as scarring. Also, the importance of practicing safety and sanitation in regards to disinfection of utensils/surfaces and blood borne procedures.

I would like to further address the area in the bill that states that .035 out of 1000 "hair braiders" do not receive complaints. I am perplexed on how the information was obtained considering that hair braiders currently are not required to hold a WI Cosmetology/Barber Practitioners License. If any internet source, yelp review, or social media post would be checked you will see pages and pages of reviews of consumers stating that the establishments were dirty, consumers complaining about drawn blood due to excessive pulling and tension, and as well other unprofessional practices. Additionally, not one member of the board was consulted concerning this issue or any complaints received by DSPS in reference to hair braiding.


If this bill is passed it will disproportionately affect consumers of color. It's no mystery that communities of color are overlooked when it comes to their safety and well-being. By passing this bill this will further the narrative that people of color's health and safety is not a priority.

I hope you take these concerns into consideration and would welcome the opportunity to meet and discuss this issue further.

I am attaching information on the negative effects of hair braiding if not performed safely, as well as information on curriculums/licensure on natural hair care, braiding, and extensions.

*Kind Regards,
Megan Jackson*

BARCOS 319 Natural Hair Care & Braiding – BARBER Tentative Course Calendar – SP2021

WEEK/DATE	DISCUSSION / ACTIVITY	ASSIGNMENT
<p align="center">WEEK ONE 1/19</p>	<p>Introductions, Syllabus, Syllabus Receipt form, Intro to Course, Lecture/Notes: History of Natural Hair and Braiding, Natural hair assessment and care, tools, equipment, products Demo: Hair Preparation, 2 Strand twists1, Single box braids1 (3 strand), Removal</p>	<ul style="list-style-type: none"> • STUDY: QUIZ 1 • Syllabus Quiz • Natural Preparation Assignment DUE WEEK 6
<p align="center">WEEK TWO 1/26</p>	<p>QUIZ 1; Lecture/Notes: Cornrow Braids; Client Consultation, Client preparation, Style execution, Quality, product selection based on texture and density DEMO: Cornrow/French Braids1, parting, styling, removal</p>	<ul style="list-style-type: none"> • BLACKBOARD: Article and Questions (Traction Alopecia)
<p align="center">WEEK THREE 2/2</p>	<p>Lecture/Notes: Bantu Knots; Traction Alopecia, Hair structure/quality, Natural Hair Classification; video DEMO: Fishtail and Rope Braid1; Cornrow/French Braids2</p>	<ul style="list-style-type: none"> • STUDY for Midterm Exam • Worksheet • Magazine/Natural Style Pics
<p align="center">WEEK FOUR 2/9</p>	<p>Lecture/Notes: Transitioning (Big Chop vs Protective styling, Thermal Straightening) DEMO: Zulu/Bantu Knots, tension, control, design execution, parting, styling, Removal; Cornrow/French Braids3</p>	<ul style="list-style-type: none"> • BLACKBOARD: Article and Questions (Co-washing)
<p align="center">*2/16</p>	<p align="center"><i>Non-Student Contact Day – NO CLASSES!</i></p>	<p align="center"><i>Rest but Stay Focused!</i></p>
<p align="center">WEEK FIVE 2/23</p>	<p>PROGRESS REPORT DISTRIBUTION Lecture/Notes: Co-washing; Essential Oils/Herbs/Applications DEMO: Twist-Out; Flat Twists; Cornrow/French Braids4; tension, control, design execution, parting, styling, Removal</p>	<ul style="list-style-type: none"> • STUDY: QUIZ 2 • Natural Preparation Assignment
<p align="center">WEEK SIX 3/2</p>	<p>Midterm/QUIZ 2 Lecture/Notes: Natural Preparation Presentation; Locks (Dreadlocks), tension, control, finish, Care, Removal DEMO: Locks (Palm roll and comb twist)</p>	<ul style="list-style-type: none"> • Head form sketch diagram of Creative Style • Missing Work
<p align="center">WEEK SEVEN 3/9</p>	<p>Lecture/Notes: Review DEMO: Wash-n-Go; Create/Practice Braided/Natural Hairstyle for exam; Begin Final Style?</p>	<ul style="list-style-type: none"> • STUDY: FINAL EXAM
<p align="center">WEEK EIGHT 3/16</p>	<p>FINAL Written Exam; Creative Braided/Natural Hairstyle Execution; Student Evaluations</p>	<p align="center">SMILE & REST</p> <p align="center"></p>

CONTENT OUTLINE – NATURAL HAIR BRAIDER

60 SCORED ITEMS (50 GENERAL, 10 STATE)
15 PRETEST ITEMS (10 GENERAL, 5 STATE)

I. RULES, REGULATIONS, AND SAFETY (30-40%)

- A. Safety
 - 1. Draping
 - a. Sanitation
 - b. Procedures
 - 2. Prevention of salon accidents
 - a. Maintaining safe working conditions
 - b. Labeling
 - c. Storing chemical products
 - d. Material Safety Data Sheets (MSDS)/Safety Data Sheets (SDS)
 - e. Thermal appliances
 - 3. First aid/OSHA
 - a. Handling blood-contaminated tools
 - b. Disposing of blood-contaminated objects
- B. Sanitation and disinfection
 - 1. Personal hygiene
 - 2. Implements and tools
 - 3. Single-use items
 - 4. Applying products
 - 5. Prevention of infectious disease
 - 6. Cleaning and disinfecting work surfaces

II. CLIENT CONSULTATION/CONTACT (8-12%)

- A. Ethics
- B. Communication/Consultation
- C. Record keeping
- D. Analysis to provide proper service
 - 1. Face shape and structure
 - 2. Scalp and hair analysis

III. PHYSIOLOGY AND TRICHOLOGY (24-30%)

- A. Diseases and disorders of hair and scalp
- B. Anatomy of the head and neck
- C. Hair structure and growth cycle
 - 1. Hair type and wave pattern

IV. SHAMPOO AND SCALP TREATMENTS (10-14%)

- A. Purpose and chemistry of shampoos and conditioners
- B. Scalp conditioning services
- C. Procedure
- D. Scalp Massage
- E. Procedures for clients with special needs

V. BRAIDING (10-14%)

- A. Purpose, definitions, and techniques
- B. Tools, implements, materials, and products
- C. Placement, design, and direction
- D. Using extensions
- E. Maintenance
- F. Finishing techniques

VI. LOCK STYLE AND PROCEDURES (6-10%)

- A. Purpose, definitions, and techniques
 - 1. Comb technique
 - 2. Palm roll
- B. Tools, implements, materials, and products
- C. Placement, design, and direction
- D. Developmental phases
- E. Maintenance



NORTH CAROLINA NATURAL HAIR CARE SPECIALIST
WRITTEN EXAMINATION

CANDIDATE INFORMATION BULLETIN

Please visit www.dlroope.com for the most current bulletin prior to testing.

The North Carolina Natural Hair Care Specialist examination is the licensure examination for North Carolina Natural Hair Care Specialist, which is developed and administered by the National-Interstate Council of State Boards of Cosmetology (NIC). This Candidate Information Bulletin includes the content outline covered by the North Carolina Natural Hair Care Specialist examination, sample questions and answers. The time allowed for the North Carolina Natural Hair Care Specialist written examination is 90 minutes.

**SCIENTIFIC
CONCEPTS
31%**

Infection Control

- ◇ Contamination and decontamination of supplies and instruments
 - Wet sanitizers
 - Dry sanitizers
 - Electronic sanitizers
- ◇ Proper disposal of waste materials
 - Previously used hair
 - Equipment & implements
- ◇ Methods of infection control
 - Antimicrobial soap
 - Antiseptics
 - Disinfectants
- ◇ OSHA and EPA standards
- ◇ Material Safety Data Sheets
- ◇ Bacteriology
 - Pathogenic bacteria
 - Non-pathogenic bacteria

Diseases

- ◇ Communicable diseases
- ◇ Viruses

Human Physiology

- ◇ Basic anatomy of the head and neck
 - Skin
 - Muscles
 - Skeletal
- ◇ Disorders of the hair and scalp
- ◇ Structure of the hair
 - Follicle
 - Bulb
 - Papilla
 - Hair root
 - Hair shaft
 - Chemical composition

- ◇ Growth cycle of the hair
 - Anagen
 - Catagen
 - Telogen
 - Normal amount of shedding
- ◇ Condition of the hair
 - Texture
 - Porosity
 - Elasticity
 - Density
 - Color
 - pH

**PHYSICAL
CONCEPTS
30%**

Types of Hair Related to Natural Hair Styling

- ◇ Natural/Virgin hair
- ◇ Commercial hair
 - Synthetic hair
 - Animal hair
 - Human hair

Physical Movement

- ◇ Ergonomics
- ◇ Proper finger and hand control

Proper Care for Locks

Proper Care for Braids and Extensions

- ◇ Cleansing procedures
- ◇ Conditioning procedures
- ◇ Use of implements for finishing procedures

Natural Hair Styling Supplies

**PHYSICAL
SERVICES
39%**

Professional Consultation

- ◇ Types of facial structures
- ◇ Client profile cards
- ◇ Selecting materials
- ◇ Hair and scalp analysis
- ◇ Identifying previously chemically treated hair
- ◇ Planning and placement of patterns

Definition of Services

- ◇ Shampooing
- ◇ Arranging/Styling
- ◇ Twisting
- ◇ Wrapping
- ◇ Weaving
- ◇ Extending
- ◇ Locking
- ◇ Braiding
- ◇ Finishing

Draping

- ◇ Capes
- ◇ Neck strips and towels

Techniques

- ◇ Basic twist
- ◇ Basic wrap
- ◇ Locks
 - Stages of lock development
 - Lock repair & tightening
- ◇ Single braids
- ◇ Single plaits
- ◇ Cornrows
- ◇ Knots
- ◇ Wiggery
- ◇ Techniques resulting in tension on hair roots
- ◇ Weaving tracks or wefts of hair
- ◇ Extensions
- ◇ Application of heat
- ◇ Braid and weave removal

Preparation of the Salon Environment

- ◇ Supply setup
- ◇ Preparation of hair

SAMPLE QUESTIONS

The following sample questions are similar to those on the North Carolina Natural Hair Care Specialist Written Examination. Each question is followed by four answer choices. Only one choice is correct. Correct answers are listed following the sample questions.

1. Which term describes a chemical that destroys bacteria?
 - a. Vapor
 - b. Fumigant
 - c. Antiseptic
 - d. Disinfectant
2. Combs and brushes are **BEST** sanitized by being immersed in
 - a. glycerin.
 - b. a disinfectant.
 - c. a deodorant solution.
 - d. a boric acid solution.
3. Naturally coiled hair is characterized by
 - a. very tight curls.
 - b. loose curls.
 - c. pin curls.
 - d. barrel curls.
4. Which of the following is **NOT** contagious?
 - a. Tinea capitis
 - b. Favus
 - c. Scabies
 - d. Canities

**NATURAL HAIR STYLING
REFERENCES**

5. Hair that has NOT been altered by chemical or thermal services is considered
- over processed.
 - colored.
 - natural.
 - pressed.
6. Hepatitis is a disease that is characterized by inflammation of the
- heart.
 - liver.
 - stomach.
 - adrenal gland.
7. Stimulation of muscular tissue on the scalp can be achieved by using
- immersion.
 - cold water.
 - massage.
 - paraffin.
8. Which one of the following is the term for the amount of hair per square inch on the scalp?
- Density
 - Texture
 - Elasticity
 - Resilience
9. Applying the proper amount of tension while braiding will help to prevent which of the following?
- Hair loss
 - Dandruff
 - Itchy scalp
 - Split ends

Milady's Standard Textbook of Cosmetology, 2008

Milady
5 Maxwell Drive
Clifton Park, NY 12065
(800) 347-7707
www.Milady.com

Natural Hair Care and Braiding, 1998

Baily, Diane Carol
Milady
5 Maxwell Drive
Clifton Park, NY 12065
(800) 347-7707
www.Milady.com

Salon Fundamentals, 2007

Pivot Point International, Inc.
Evanston, IL 60201
(800) 886-4247
www.pivot-point.com

NIC Health and Safety Standards

NIC, Inc., October 2002
www.nictesting.org

Answers

- | | |
|------|------|
| 1. d | 6. b |
| 2. b | 7. c |
| 3. a | 8. a |
| 4. d | 9. a |
| 5. c | |



Bryan N Nicole **LOCS WORLD AND LOVIN IT**

December 23, 2019 ·

Traction alopecia is hair loss caused by tightly pulled hairstyles. Caught early, it is fully reversible and the hair can regrow. Over time, however, hair follicles can become irreversibly damaged so that the hair does not regrow.

2

Like

Share



MiladyPro

January 12, 2012 ·

Did you know that placing extensive tension on the hair while braiding can cause "traction alopecia"? This begins with scalp irritation and excessive flakiness and eventually leads to hair loss especially around the hair line.

51

17 Comments 7 Shares

Like

Comment

Share



Jane Lette So if this happens what is the recommended treatment?

Like · Reply · 8y

1



Yolanda Hunter yes i would like to know too

Like · Reply · 8y



Brandon Lee As well as aggressive on the scalp bleachinh

Like · Reply · 8y



Brandon Lee @jane u need to make sure u base the scalp, and also give your hair a break. Or u could permanently distort the follicle

Like · Reply · 8y

2



Mary Pelletier don't braid the hair so much

Like · Reply · 8y



Brandon Lee Which will lead to permanent damage

Like · Reply · 8y



Leonardo Rosa u tellig me notice my tape was getting higher than usual so no more braids

Like · Reply · 8y



Bobbie Jo Derossett-Williams Sooo true! It also cause tight bumps!

Like · Reply · 8y



Emma Maria Jimenez That is Alopecia Traumatic . Don't. Braid too tide. Do treatments for scalp and hair.

Like · Reply · 8y

1



Mary Murphy Grisham I knew this

Like · Reply · 8y



MiladyPro First step in treating traction alopecia is to educate the client on what is happening to their hair so that they can correct the habit of braiding too tightly. Then apply nurturing treatments to

encourage new hair growth. This may only result in intermittent growth, which is why it's important to re-educate the client as soon as either you, or they, begin to notice the damage.

Like · Reply · 8y

3



Mary Murphy Grisham even head bands do the same

Like · Reply · 8y

1



MaKenzie Anijo Just now learning about this in cosmetology school!

Like · Reply · 8y



Bobbie Jo Derossett-Williams Anybody that braids should know this!!!! Its jus sad that not enough stylist actually care about the integrity of their clients hair...

Like · Reply · 8y

2



Write a comment...

Traction Alopecia

<https://www.facebook.com/MennyRoyal29/videos/1236598246549138/>



<https://dermnetz.org/topics/traction-alopecia/>



<https://www.baumanmedical.com/especially-women/traction-alopecia/>



<https://chicladyt.com/weaves-damage-hair-amazing-hair-transformations/>

<https://youtu.be/8LKBBqTDqhM>

itchy braids



Ashante

Home

Find Friends

Create

Links


See All



Itchy Braids? How To Prevent Them

Kay Cola walks you through what she uses to prevent an itchy scalp when getting Corn Rows and how to refresh with minimal...

youtube.com
Nov 13, 2019 · 2 Shares



How to relive itchy scalp | itchy braids| permanent relief for itchy scalp

Music: Breathe slow Musician: Rook1e I personally know how bad a itch scalp could especially when I have braids installed. My...

English (US) · Español · Português (Brasil) · Français (France) · Deutsch

Privacy · Terms · Advertising · Ad Choices · Cookies · More
Facebook © 2020

All Posts People Photos Videos Marketplace Pages Places Groups Apps Events Links



HOW TO RELIEVE ITCHY BRAIDS! - SYNTHETIC HAIR ALLERGY

Are your new box braids making your scalp itchy? Don't cut them off just yet! You might be allergic to the synthetic hair! Try this...


youtube.com
Jul 30, 2018 · 6 Shares



Wake-Up To Makeup

Page · 617 like this · Personal Blog

Dec 4, 2018 · ...to take these old, extremely itchy braids out 😊😂👉 like, I couldn't take it anymore. My scalp was unbearable 😭....feels good to have my hair back out!! Never been so excited for a wash day during my natural hair journey until now (because it's long &...



19

1 Comment 1 Share

Photos

See All



Imo Source Pty Ltd

Page · 87 like this · Health/Beauty

Jan 6 · ...things about this process, is how itchy braids make your scalp. This is because of a chemical that is used to coat the synthetic hair. The chemical makes the hair heat resistant and helps prevent mould. This chemical is the reason why the hair can be irritating to your scalp. But...



2

itchy braids



Ashante

Home

Find Friends

Create



ITCHY BRAIDS? Say no more! Best Products For Braids &...

ITCHY BRAIDS? Say no more! Best Products For Braids & Protective...

Natural, Black and Beautiful
July 16, 2018 · 5K Views



Get Rid Of Itchy Synthetic Hair w/ QUICK VINEGAR RINSE - White...

Get Rid Of Itchy Synthetic Hair w/ QUICK VINEGAR RINSE - White...

Natural, Black and Beautiful
February 16, 2018 · 2.6K Views



No Itchy Scalp | Moisturizing Box Braids

When wearing box braids, it is important to keep your scalp and...


DiscoveringNatural
November 21, 2018 · 95K Views



HapaKenya


Page · 35K like this · Website

Apr 16, 2018 · · Ladies, here is a simple solution to itchy braids



Tonya Henry

Nov 29, 2019 · · ...itchy braids, \$250 weave and \$400 wigs look at the HAIR FREEDOM....My FREE braid out is full curls popping ... I get plenty of attention from men, but women say (are those twists?) I Love my hair lol...PRICELESS



27



Braids by Eboni

Page · 1.8K like this · Product/Service

Dec 28, 2019 · · ...as well as promoting hair growth and relieving dry itchy scalp! Braids by Eboni



1 Share



Lisaterri Casimir

Jan 29 · · Are you wearing braids and your scalp has been itchy? Dry? . . Order "Refresh Me" today ✓ soothes itchy scalp ✓ reduces dandruff ✓ cools the scalp @amoramane_hair www.amoramanehair.com Also available at Luxe ! #scalptreatment #itchyscalp #dandruff...



16

3 Comments 11 Shares

English (US) · Español · Português (Brasil) · Français (France) · Deutsch

Privacy · Terms · Advertising · Ad Choices · Cookies · More
Facebook © 2020

itchy braids



Ashante

Home

Find Friends

Create

Aug 2, 2019 · ...things about this process, is how itchy braids make your scalp. This is because of a chemical that is used to coat the synthetic hair. The chemical makes the hair heat resistant and helps prevent mould. This chemical is the reason why the hair can be irritating to your scalp....



3

2 Shares

English (US) · Español · Português (Brasil) · Français (France) · Deutsch

Privacy · Terms · Advertising · Ad Choices · Cookies · More
Facebook © 2020



Amariah Curry shared De'Ja Brown's post

Dec 23, 2019 · With these itchy braids 🙄

1



Pureasia Pinnick
Near Glen Allen, Virginia

Jan 2 · All natural all over. Just took all them damn annoying itchy braids out




17



Lachelle Perry

Mar 24, 2019 · ...is coming up & I know y'all braids be ITCHY click link below (must watch) best cure ever !



1 Share



Meosha Shelby

Nov 1, 2019 · ...help me figure out what to use for itchy braids under a sew in? Please 🙄🙄

1

4 Comments

Filter Results

POSTS FROM

- Anyone
- You
- Your Friends
- Your Groups and Pages
- Public
- Choose a Source...

POST TYPE

- All Posts
- Posts You've Seen

POSTED IN GROUP

- Any Group
- Your Groups
- Choose a Group...

TAGGED LOCATION

- Anywhere
- Milwaukee, Wisconsin
- Choose a Location...



Sha'Bre Lashay

Jan 9 · Since I got my braids my hair has been really itchy...I've washed it and greased my hair, does anybody know any hair products that will help?

2

11 Comments



JD Emery

Dec 2, 2019 · ALRIGHT IT'S WINTER TIME NO MORE NAPPY ITCHY BRAIDS



Kiki Harris

Jan 30 · Time for these braids to come out 🙄 itchy asf uh uh

itchy braids



Ashante

Home

Find Friends

Create

- 2020
- 2019
- 2018
- Choose a Date...

Jan 28 · · Dang Fr? ITCHY BRAIDS HO 🙌😬

1 8 Comments 2 Shares



Braids by Eboni

Page · 1.8K like this · Product/Service

Dec 27, 2019 · · ...Natural oils and herbs help sooth dry, itchy scalp as well as help to promote hair growth & thickness. For best results, use daily as needed. \$7 per 4 oz jar, +\$4 for shipping Pickup available for locals www.paypal.me/bevllc



1

2 Comments

English (US) · Español · Português (Brasil) · Français (France) · Deutsch



Privacy · Terms · Advertising · Ad Choices · Cookies · More


Facebook © 2020



Braids by Eboni

Page · 1.8K like this · Product/Service

Dec 20, 2019 · · ...Natural oils and herbs help sooth dry, itchy scalp as well as help to promote hair growth & thickness. For best results, use daily as needed. \$7 per 4 oz jar, +\$4 for shipping Pickup available for locals www.paypal.me/bevllc



2



Braids by Eboni shared Eboni Cole's post

Page · 1.8K like this · Product/Service

Dec 17, 2017 · · ...Braiders & all those that wear braids frequently.....1 last shipment of Fresh Hair Butter going out this week before Christmas! paypal.me/bevllc \$7 per 4oz jar, + \$4 for shipping 🌊Hair Butter is an all natural hair grease that restores vital nutrients to dull lifeless hair. Natural oils...



1



Braids by Eboni shared Eboni Cole's post

Page · 1.8K like this · Product/Service

Aug 20, 2017 · · ...Natural oils and herbs help sooth dry, itchy scalp as well as help to promote hair growth. For best result, use daily as needed.



Braids by Eboni shared Eboni Cole's post

Page · 1.8K like this · Product/Service

Dec 6, 2017 · · ...Natural oils and herbs help sooth dry, itchy scalp as well as help to promote hair growth & thickness. For best result, use daily as needed. Contact Braids by Eboni for more information

