



State of Wisconsin \ DEPARTMENT OF NATURAL RESOURCES

Tommy G. Thompson, Governor
George E. Meyer, Secretary

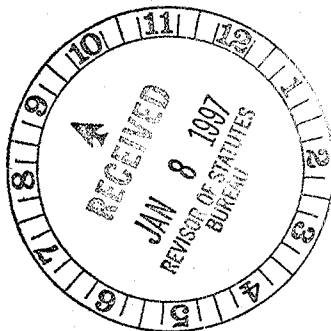
Box 7921
101 South Webster Street
Madison, Wisconsin 53707-7921
TELEPHONE 608-266-2621
FAX 608-267-3579
TDD 608-267-6897

STATE OF WISCONSIN)
)
DEPARTMENT OF NATURAL RESOURCES) ss

TO ALL TO WHOM THESE PRESENTS SHALL COME, GREETINGS:

I, George E. Meyer, Secretary of the Department of Natural Resources and custodian of the official records of said Department, do hereby certify that the annexed copy of Natural Resources Board Order No. AM-24-96 was duly approved and adopted by this Department on October 23, 1996. I further certify that said copy has been compared by me with the original on file in this Department and that the same is a true copy thereof, and of the whole of such original.

IN TESTIMONY WHEREOF, I have hereunto set my hand and affixed the official seal of the Department at the Natural Resources Building in the City of Madison, this 12th day of December, 1996



George E. Meyer
George E. Meyer, Secretary

(SEAL)



ORDER OF THE STATE OF WISCONSIN
NATURAL RESOURCES BOARD
RENUMBERING, AMENDING AND CREATING RULES

The Wisconsin Natural Resources Board adopts an order to **renumber** NR 423.02(3), (3m), (4) and (8); to **amend** NR 400.01, 400.02(53s) Note, 406.04(1)(o) and (p), 407.03(1)(i) and (j), 407.04(1)(intro.) and (4), 423.03(3)(intro.), (4)(intro.), (5)(intro.) and (6)(a)(intro.), 468.01(1), 468.02 and 484.04(16); and to **create** NR 400.02(43c) and (43d), 400.03(4)(cs) and (gs), 406.04(1)(om), (pm) and (pr), 407.02(6)(b)5. and 6., 407.04(5), 423.03(1) Note and (2)(i), 460 Appendix T, 468.01(2) Note and 469, relating to emission standards for hazardous air pollutants generated from halogenated solvent cleaning operations.

AM-24-96

Analysis Prepared by the Department of Natural Resources

Authorizing statutes: ss. 144.31(1)(a), 144.375(5) and 227.11(2)(a), Stats.

Statutes interpreted: s. 144.375(5), Stats.

This proposed order would incorporate into state rules the national emission standard for hazardous air pollutants (NESHAP) for halogenated solvent cleaning operations from 40 CFR part 63, Subpart T. Sources that use solvents that contain one or more of 6 halogenated hazardous air pollutant (HAP) compounds (methylene chloride, trichloroethylene, perchloroethylene, carbon tetrachloride, chloroform, and 1,1,1 trichloroethane) in combined concentrations greater than 5% by weight in solvent cleaning machines are affected by this standard. This standard does not affect fabric, wood, paper, sponge, and wipe cleaning operations.

The proposed ch. NR 469 - Wisconsin's version of the halogenated solvent cleaning operations NESHAP - is identical to the federal rule, with the following exceptions:

1. Some sources are affected by both the federal rule and by existing state requirements [s. NR 423.03 (Solvent Metal Cleaning)]. Section NR 423.03 pertains to volatile organic compound (VOC) emissions from solvent cleaning operations. Section NR 423.03 is a component of Wisconsin's 15% VOC Reduction Plan, which is part of the state's ozone pollution control strategy. The federal rule pertains to halogenated HAP emissions from solvent cleaning operations. Trichloroethylene, perchloroethylene, carbon tetrachloride, and chloroform are halogenated HAP compounds that are also VOCs.

In an effort to consolidate requirements and ease the regulatory burden, ss. NR 469.03(4) to (5) , and 469.06(2)(g)4., contain the pertinent language from s. NR 423.03(3) to (5), and all sources regulated under ch. NR 469 will be exempt from the requirements of s. NR 423.03.

As a result sources will need to refer only to ch. NR 469 to determine which requirements affect trichloroethylene, perchloroethylene, carbon tetrachloride, and chloroform emissions (i.e. - emissions of halogenated HAPs that are also VOCs) from solvent cleaning operations.

2. The federal rule requires affected sources that (1) have batch vapor or in-line cleaning machines and (2) are neither major sources nor located at major sources to apply for federal operating permits. The federal rule allows Wisconsin to defer the application submission deadline for those sources for up to 5 years. This proposed order does not use the entire 5 year deferral period, because s. NR 407.04(1)(a) already requires those sources to submit permit applications to the department between July 1997 and December 1998, the exact date depending on the county in which a particular source is located. This

change will not require affected sources to meet the federal requirements earlier than the dates listed in the federal rule.

3. Provisions that allow owners or operators to use approved alternatives to the compliance options that are listed in the federal rule are not included in this proposed rule. Approving compliance alternatives is exclusively a federal responsibility. The federal rule does not allow these provisions to be delegated to the states.
4. The proposed rule includes both metric and english units, while parts of the federal rule contain only metric units. Notes giving conversion factors are included underneath equations that require the use of metric units. This change is consistent with existing state rules.
5. To avoid unnecessary duplication, definitions and abbreviations addressed elsewhere (chs. NR 400 and 460) are not included.
6. In order to simplify the rule and its relationship to other requirements, the following NESHAP provisions were placed in rules other than the proposed ch. NR 469, because those rules were deemed more appropriate locations.
 - Construction permit requirements are included in ch. NR 406 (Construction Permits).
 - Operating permit requirements are included in ch. NR 407 (Operation Permits).
 - The EPA test method for determining the concentration of halogenated HAP compounds in a particular solvent is incorporated by reference in s. NR 484.04.
 - The table that lists general provisions applicability is in ch. NR 460 Appendix T. Chapter NR 460 is proposed in Order AM-22-96. Where appropriate, the table refers the reader to chs. NR 2, 406, 407 and 484.
7. The initial notification requirement for existing sources is not included. The federal rule required those sources to notify EPA or the department that they are affected by August 29, 1995. Through trade shows, published articles, and a mass mailing, air program staff identified 116 sources that are affected by the federal standard. Thus, the department feels that it is unnecessary to include this retroactive reporting requirement in this proposed rule.
8. Punctuation, capitalization, numbering, and minor word changes were made to accommodate the state rule form and style. The federal format was retained as allowed under s. 227.14(1m)(b), Stats.
9. The word "department" replaces "administrator" where appropriate.

SECTION 1. NR 400.01 is amended to read:

NR 400.01 APPLICABILITY; PURPOSE. (1) APPLICABILITY. This chapter applies to terms, units and abbreviations used in chs. NR 400 to 499. In addition to the definitions in this chapter, other definitions may be included in individual chapters or sections in chs. NR 401 to 499 which are applicable to terms, units or abbreviations used in those respective chapters or sections. If an individual chapter or section defines a term

which is also defined in this chapter, the definition contained in the individual chapter or section shall apply within that chapter or section, rather than the definition in this chapter.

(2) PURPOSE. This chapter is adopted under s. 144.31, Stats., to establish a set of definitions for terms commonly used throughout chs. NR 400 to 499. Individual chapters or sections in chs. NR 401 to 499 may contain additional definitions for terms unique to an individual chapter or section or to a specified series of chapters. ~~If an individual chapter or section defines a term which is also defined in this chapter, the former definition applies in the individual chapter or section rather than the definition in this chapter.~~

SECTION 2. NR 400.02(43c) and (43d) are created to read:

NR 400.02(43c) "Halogenated hazardous air pollutant compound" or "halogenated HAP compound" means methylene chloride (CAS no. 75-09-2), perchloroethylene (CAS no. 127-18-4), trichloroethylene (CAS no. 79-01-6), 1,1,1-trichloroethane (CAS no. 71-55-6), carbon tetrachloride (CAS no. 56-23-5) or chloroform (CAS no. 67-66-3).

(43d) "Halogenated hazardous air pollutant solvent" or "halogenated HAP solvent" means any solvent that contains a halogenated HAP compound or a combination of halogenated HAP compounds, in a total concentration greater than 5% by weight. The concentration of these compounds in the solvent may be determined using Method 18 of Appendix A, 40 CFR part 60, incorporated by reference in s. NR 484.04, material safety data sheets or engineering calculations.

SECTION 3. NR 400.02(53s) Note is amended to read:

NR 400.02(53s) Note: Definitions for "major source" which apply in different situations are given in ss. NR 405.02(22), 407.02(4), 408.02(21), 411.02(5), 460.02(24), ~~and~~ 468.20(2)(L) and 468.30(2)(g).

SECTION 4. NR 400.03(4)(cs) and (gs) are created to read:

NR 400.03(4)(cs) CAS no. - Chemical Abstracts Service registry number.

(gs) HAP - hazardous air pollutant.

SECTION 5. NR 406.04(1)(o) is amended to read:

NR 406.04(1)(o) Batch cold cleaning equipment ~~with~~ which does not use halogenated HAP solvent and has a total air to solvent interface of 1.0 square meters or less during operation.

SECTION 6. NR 406.04(1)(om) is created to read:

NR 406.04(1)(om) Batch cold cleaning equipment which uses halogenated HAP solvent and meets both of the following requirements:

1. The equipment has a total air to solvent interface of 1.0 square meters or less during operation.
2. The equipment is not a major source or located at a major source, as defined in s. NR 460.02(24).

SECTION 7. NR 406.04(1)(p) is amended to read:

NR 406.04(1)(p) Batch open top vapor degreasing equipment ~~with~~ which does not use halogenated HAP solvent and has a total air to vapor interface of 1.0 square meters or less during operation.

SECTION 8. NR 406.04(1)(pm) is created to read:

NR 406.04(1)(pm) Batch open top vapor degreasing equipment which uses halogenated HAP solvent and meets both of the following requirements:

1. The equipment has a total air to solvent interface of 1.0 square meters or less during operation.
2. The equipment is not a major source or located at a major source, as defined in s. NR 460.02(24).

SECTION 9. NR 406.04(1)(pr) is created to read:

NR 406.04(1)(pr) Conveyorized non-vapor degreasing and conveyorized vapor degreasing equipment which uses halogenated HAP solvent and is not a major source or located at a major source, as defined in s. NR 460.02(24).

SECTION 10. NR 407.02(6)(b)5. and 6. are created to read:

NR 407.02(6)(b)5. In-line cleaning machines, as defined in s. NR 469.02(26), that use any halogenated HAP solvent, as a cleaning or drying agent.

6. Batch vapor cleaning machines, as defined in s. NR 469.02(3) and (44), that use any halogenated HAP solvent, as a cleaning or drying agent.

SECTION 11. NR 407.03(1)(i) and (j) are amended to read:

NR 407.03(1)(i) Cold cleaning equipment ~~with~~ which meets both of the following requirements:

1. The equipment has a total air to solvent interface of 1.0 square meters or less during operation.
2. The equipment does not use any halogenated HAP solvent as a cleaning or drying agent.

(j) Open top vapor degreasing equipment ~~with~~ which meets both of the following requirements:

1. The equipment has a total air to vapor interface of 1.0 square meters or less during operation.
2. The equipment does not use any halogenated HAP solvent as a cleaning or drying agent.

SECTION 12. NR 407.04(1)(intro.) and (4) are amended to read:

NR 407.04(1) INITIAL FILING DATES. (intro.) The owner or operator of an air contaminant source which is not exempt under s. 144.391(5), Stats., or s. NR 407.03 shall submit an operation permit application on application forms available from the department by the following dates, except as provided under ~~sub-~~ subs. (3) or (4) to (5):

(4) (title) PERCHLOROETHYLENE DRY CLEANING FACILITIES. Notwithstanding sub. (1), the owner or operator of any perchloroethylene dry cleaning facility that is not a major source or located at a major source as defined in s. NR 468.20(2)(L), is not required to obtain a construction permit under ch. NR 406 and on which construction commenced prior to July 1, 1995, shall submit an operation permit application, on application forms available from the department, by July 1, 1996.

SECTION 13. NR 407.04(5) is created to read:

NR 407.04(5) HALOGENATED SOLVENT CLEANING. Notwithstanding sub. (1) and except as provided in sub. (4), the owner or operator of any batch vapor or in-line cleaning machine as defined in s. NR 469.02(3), (26) and (44) that uses any halogenated HAP solvent as a cleaning or drying agent and that is not a major source or located at a major source and on which construction commenced prior to the effective date of this subsection [revisor inserts date] shall submit an operation permit application for a part 70 source, on application forms available from the department, by the date that an operation permit application for a non-part 70 source would be due for that source under the schedule in Table 1.

SECTION 14. NR 423.02(3), (3m), (4) and (8) are renumbered 400.02(22v), (26o), (26q) and (60s).

SECTION 15. NR 423.03(1) Note and (2)(i) are created to read:

NR 423.03(1) Note: Owners and operators of solvent cleaning operations should refer to sub. (2)(h) and (i) and ch. NR 469.

(2)(i) This section does not apply to any individual cold cleaning, batch vapor degreasing or conveyORIZED degreasing operation that is subject to ch. NR 469.

SECTION 16. NR 423.03(3)(intro.), (4)(intro.), (5)(intro.) and (6)(a)(intro.) (as affected by order AM-45-95) are amended to read:

NR 423.03(3)(intro.) COLD CLEANERS. Except as provided under sub. (2)(a), (b), (c) ~~and~~ (h), and (i), the owner or operator of a cold cleaning facility shall do all of the following:

(4)(intro.) OPEN TOP VAPOR DEGREASERS. Except as provided under sub. (2)(a), (b), (d) ~~and~~ (h) and (i), the owner or operator of an open top vapor degreaser shall do all of the following:

(5)(intro.) CONVEYORIZED VAPOR DEGREASERS. Except as provided under sub. (2)(a), (b), (e) ~~and~~ (h) and (i), the owner or operator of a conveyORIZED vapor degreaser shall do all of the following:

(6)(a)(intro.) Control requirements. Except as provided under sub. (2)(a), (b), (f) ~~and~~ (h) and (i), the owner or operator of a conveyORIZED non-vapor degreaser shall do all of the following:

SECTION 17. NR 460 Appendix T is created to read:

APPENDIX T
GENERAL PROVISIONS APPLICABILITY TO CHAPTER NR 469

The general provisions of this chapter listed in the Reference column apply to batch cold cleaning machines or batch vapor and in-line cleaning machines regulated under ch. NR 469 only if a Yes appears in the same row in the BCC or BVI column, respectively. Certain provisions in other chapters which correspond to federal provisions in 40 CFR part 63 Subpart A are also included in the Reference column.

Reference	Applies to Chapter NR 469?		Comments
	BCC ¹	BVI ²	
NR 2.19 and 2.195	Yes	Yes	<p>Section NR 469.12(1) requires owners or operators who plan to construct or reconstruct a halogenated HAP solvent cleaning machine to submit an initial notification report, and specifies that that report be part of and incorporated into the application required under either s. NR 406.03 or 407.04(1)(b)3., whichever is appropriate.</p> <p>See comment above.</p> <p>This appendix specifies applicability of each paragraph in ch. NR 460 and other rules to ch. NR 469.</p> <p>Chapter NR 469 allows submittal of notifications and reports through the U.S. mail, fax and courier. Chapter NR 469 requires that the postmark for notifications and reports submitted through the U.S. mail or other non-governmental mail carriers be on or before deadline specified in an applicable requirement.</p> <p>Section NR 469.01(1) further specifies applicability.</p> <p>Chapter NR 469 requires that a record of halogenated solvent cleaning machine applicability determination be kept on site for 5 years, or until the cleaning machine changes its operations. The record shall be sufficiently detailed to allow the department to make a finding about the source's applicability status with regard to ch. NR 469.</p>
NR 406	Yes	Yes	
NR 407.04(1)(b)3.	Yes	Yes	
NR 460.01	Yes	Yes	

Reference	Applies to Chapter NR 469?		Comments
	BCC ¹	BVI ²	
			Chapter NR 469 does not require continuous monitoring systems (CMS) or continuous opacity monitoring systems. Therefore, notifications and requirements for CMS and COMS specified in ch. NR 460 do not apply to ch. NR 469. The definition of administrator in s. NR 400.02 applies to chs. NR 460 to 469.
NR 460.02	Yes	Yes	Section NR 469.02(17) and (30) definitions for existing and new overlap with the definitions for existing source and new source in s. NR 460.02(20) and (25).
NR 460.03	Yes	Yes	
NR 460.04(1)(a) to (c)	Yes	Yes	
NR 460.04(1)(d)	Yes	Yes	
NR 460.04(2)	Yes	Yes	
NR 460.05(1)	Yes	Yes	
NR 460.05(2)(a) to (e)	Yes	Yes	Section NR 469.01(1) specifies compliance dates.
NR 460.05(2)(f)	No	No	Chapter NR 469 has the same requirements for affected halogenated HAP solvent cleaning machine subcategories that are located at area sources as it does for those located at major sources.
NR 460.05(3)(a) to (b)	Yes	Yes	
NR 460.05(3)(c)5.	Yes	Yes	Chapter NR 469 has the same requirements for affected halogenated HAP solvent cleaning machine subcategories that are located at area sources as it does for those located at major sources.
NR 460.05(4)(a) to (b)	Yes	Yes	
NR 460.05(4)(c)	No	No	Chapter NR 469 overrides the requirement of a startup, shutdown and malfunction plan. Sections NR 469.05(6) and (7) specify startup and shutdown procedures to be followed by an owner or operator for batch vapor and in-line cleaning machines.
NR 460.05(5)	Yes	Yes	
NR 460.05(6)	No	No	Chapter NR 469 does not require compliance with an opacity or visible emission standard.

Reference	Applies to Chapter NR 469?		Comments
	BCC ¹	BVI ²	
NR 460.05(7)	Yes	Yes	
NR 460.06(1)	No	Yes	Chapter NR 469 gives owners or operators the option to perform an idling emission performance test as a way of demonstrating compliance. Other options are also available that do not require a performance test.
NR 460.06(2)	No	Yes	This is only required for those owners or operators that choose the idling emission standard as their compliance option. Chapter NR 469 does not require a site-specific test plan for the idling emission performance test. Chapter NR 469 does not require a performance test that involves the retrieval of gas samples, and therefore this does not apply.
NR 460.06(3)	No	No	Requirements do not apply to the idling emission performance test option.
NR 460.06(4)	No	Yes	
NR 460.06(5)	No	Yes	
NR 460.06(6)	No	Yes	Chapter NR 469 specifies what is required to demonstrate idling emission standard compliance through the use of Method 307 in Appendix A of 40 CFR part 63, incorporated by reference in s. NR 484.04, and control device monitoring. Reports and records of testing and monitoring are required for compliance verification. Three runs of the test are required for compliance, as specified in s. NR 460.06(4).
NR 460.06(7)	No	No	Chapter NR 469 does not require the use of a performance test to comply with the standard. The idling emission standard option, which requires an idling emission performance test, is an alternative option offered to owners or operators of batch vapor and in-line cleaning machines for compliance flexibility.
NR 460.07(1) to (2)	Yes	Yes	
NR 460.07(3) to (5)	No	No	Chapter NR 469 does not require the use of continuous monitoring systems to demonstrate compliance.
NR 460.07(6)	Yes	Yes	

Reference	Applies to Chapter NR 469?		Comments
	BCC ¹	BVI ²	
NR 460.07(7)	No	No	Chapter NR 469 does not require continuous opacity monitoring systems and continuous monitoring systems data.
NR 460.08(1)	Yes	Yes	
NR 460.08(2)(a)	Yes	Yes	
NR 460.08(2)(b)	Yes	Yes	Chapter NR 469 includes all of those requirements stated in ch. NR 460, except that ch. NR 460 also requires a statement as to whether the affected source is a major or an area source, and an identification of the relevant standard, including the source's compliance date. Chapter NR 469 also has some more specific information requirements specific to the affected source (see s. NR 469.12(1)).
NR 460.08(2)(c)	Yes	Yes	Chapter NR 460 and ch. NR 469 initial notification reports differ (see comment to NR 460.08(2)(b)).
NR 460.08(2)(d)	No	No	Chapter NR 469 does not require an application for approval of construction or reconstruction.
NR 460.08(2)(e)	Yes	Yes	
NR 460.08(3)	Yes	Yes	
NR 460.08(4)	Yes	Yes	
NR 460.08(5)	Yes	Yes	Under ch. NR 469, this requirement only applies to owners or operators choosing to comply with the idling emissions standard.
NR 460.08(6)	No	No	Chapter NR 469 does not require opacity or visible emission observations.
NR 460.08(7)(a)	No	No	Chapter NR 469 does not require the use of continuous monitoring systems or continuous opacity monitoring systems.
NR 460.08(8)	No	No	Section NR 469.12 requires an initial statement of compliance for existing sources to be submitted to the department no later than 150 days after the compliance date specified in s. NR 469.01(1)(d). For new sources, this report is to be submitted to the department no later than 150 days from the date specified in s. NR 469.01(1)(c).
NR 460.08(9)	Yes	Yes	

Reference	Applies to Chapter NR 469?		Comments
	BCC ¹	BVI ²	
NR 460.08(10)	Yes	Yes	
NR 460.09(1)	Yes	Yes	
NR 460.09(2)	No	No	Recordkeeping requirements are specified in s. NR 469.11.
NR 460.09(3)	No	No	Chapter NR 469 does not require continuous monitoring systems.
NR 460.09(4)(a)	Yes	Yes	
NR 460.09(4)(b)	No	No	Reporting requirements are specified in s. NR 469.12.
NR 460.09(5)(a) to (b)	No	No	Chapter NR 469 does not require continuous emissions monitoring systems.
NR 460.09(5)(c)	No	No	Chapter NR 469 does not require continuous monitoring systems.
NR 460.09(5)(d)	No	No	Chapter NR 469 does not require continuous opacity monitoring systems.
NR 460.09(6)	Yes	Yes	
NR 460.10(1)	Yes	Yes	
NR 460.10(2)	No	No	Flares are not a control option under ch. NR 469.
NR 484.04	No	No	Chapter NR 469 requirements do not require the use of the test methods incorporated by reference in ch. NR 460.

¹Batch cold cleaning machines

²Batch vapor and in-line cleaning machines

SECTION 18. NR 468.01(1) is amended to read:

NR 468.01(1) APPLICABILITY. This chapter applies to miscellaneous sources of hazardous air pollutants including perchloroethylene dry cleaning, petroleum solvent dry cleaning, sterilization facilities, ~~chromic acid anodizing, decorative chromium electroplating, hard chromium electroplating, halogenated solvent~~

~~cleaners, plywood and particle board manufacturing, and industrial process cooling towers and pulp and paper production, and to their owners and operators.~~

SECTION 19. NR 468.01(2) Note is created to read:

NR 468.01(2) Note: This chapter is based on federal regulations contained in 40 CFR part 63. Sections of this chapter correspond to the subparts of 40 CFR part 63 as follows:

Section of this chapter	40 CFR part 63 subpart
NR 468.20	Subpart M as last revised on December 20, 1993
NR 468.30	Subpart Q as last revised on September 8, 1994

SECTION 20. NR 468.02 (citing ch. NR 460 as created by order AM-22-96) is amended to read:

NR 468.02 DEFINITIONS. ~~The~~ For terms not defined in this chapter, the definitions contained in ch. chs. NR 400 and 460 apply to the terms used in this chapter, with definitions in ch. NR 460 taking priority over definitions in ch. NR 400. In addition, the definitions contained in individual sections of this chapter apply to the terms used in those sections. If a section gives a definition for a term which is also defined in ch. NR 400 or 460, the section's definition applies within the section rather than the definition in ch. NR 400 or 460.

SECTION 21. NR 469 is created to read:

CHAPTER NR 469

EMISSION STANDARDS FOR HAZARDOUS AIR POLLUTANTS

FOR HALOGENATED SOLVENT CLEANING OPERATIONS

NR 469.01 APPLICABILITY; PURPOSE. (1) APPLICABILITY. (a) This chapter applies to each individual batch vapor, in-line vapor, in-line cold and batch cold solvent cleaning machine that uses any halogenated HAP solvent, as a cleaning or drying agent, and to their owners and operators. Cleaning operations

not involving solvent cleaning machines, such as wipe cleaning or using a spray cleaner, are not covered under the provisions of this chapter.

Note: Wipe cleaning activities may be regulated by s. NR 423.03(7).

(b) Except as noted in Appendix T of ch. NR 460, the provisions of ch. NR 460 apply to owners or operators of any solvent cleaning machine meeting the applicability criteria of par. (a).

(c) The owner or operator of each solvent cleaning machine subject to this chapter that commences construction or reconstruction after November 29, 1993, shall achieve compliance with the provisions of this chapter by the effective date of this chapter [revisor inserts date] or immediately upon startup, whichever is later.

(d) The owner or operator of each solvent cleaning machine subject to this chapter on which construction or reconstruction commenced on or before November 29, 1993, shall achieve compliance with the provisions of this chapter no later than December 2, 1997, except that for any machine on which construction or reconstruction was commenced on or before November 29, 1993, that does not use halogenated HAP solvent on December 2, 1994, the owner or operator shall, if the machine begins use of halogenated HAP solvent after December 2, 1994, achieve compliance with the provisions of this chapter no later than December 2, 1997, or 60 days after commencing use of halogenated HAP solvent covered under this chapter, whichever is later.

(2) PURPOSE. This chapter is adopted under ss. 144.31, 144.375(5) and 144.394, Stats., to establish emission standards for halogenated HAP solvent cleaning operations in order to protect air quality.

Note: This chapter is based on the federal regulations contained in 40 CFR part 63 Subpart T, created December 2, 1994, as last revised on June 5, 1995.

NR 469.02 DEFINITIONS. For terms not defined in this section, the definitions contained in chs. NR 400 and 460 apply to the terms used in this chapter, with definitions in ch. NR 460 taking priority over definitions in ch. NR 400. In addition, the definitions in this section apply to the terms used in this chapter. If this section defines a term which is also defined in ch. NR 400 or 460, the definition in this section applies in this chapter rather than the definition in ch. NR 400 or 460.

(1) "Air blanket" means the layer of air inside the solvent cleaning machine freeboard located above the solvent/air interface. The centerline of the air blanket is equidistant between the sides of the machine.

(2) "Automated parts handling system" means a mechanical device that carries all parts and parts baskets at a controlled speed from the initial loading of soiled or wet parts through the removal of the cleaned or dried parts. Automated parts handling systems include, but are not limited to, hoists and conveyors.

(3) "Batch cleaning machine" means a solvent cleaning machine in which individual parts or a set of parts move through the entire cleaning cycle before new parts are introduced into the solvent cleaning machine. An open-top vapor cleaning machine is a type of batch cleaning machine. Solvent cleaning machines, such as ferris wheel cleaners or cross-rod degreasers, that clean multiple batch loads simultaneously and are manually loaded are batch cleaning machines.

(4) "Carbon adsorber" means a bed of activated carbon into which an air-solvent gas-vapor stream is routed and which adsorbs the solvent on the carbon.

(5) "Clean liquid solvent" means fresh unused solvent, recycled solvent or used solvent that has been skimmed of oils or sludge and strained of metal chips or otherwise cleaned of soils.

(6) "Cleaning capacity" means, for a cleaning machine without a solvent/air interface, the maximum volume of parts that may be cleaned at one time. In most cases, the cleaning capacity is equal to the volume (length times width times height) of the cleaning chamber.

(7) "Cold cleaning machine" means any device or piece of equipment that contains or uses liquid solvent, into which parts are placed to remove soils from the surfaces of the parts or to dry the parts. Cleaning machines that contain and use heated, nonboiling solvent to clean the parts are classified as cold cleaning machines.

(8) "Colorimetric detector tube" means a glass tube, sealed prior to use, containing material impregnated with a chemical that is sensitive to one halogenated HAP compound and is designed to measure the concentration of that halogenated HAP compound in air.

(9) "Consumption" means the amount of halogenated HAP solvent added to the solvent cleaning machine.

(10) "Cover" means a lid, top or portal cover that shields the solvent cleaning machine openings from air disturbances when in place and is designed to be easily opened and closed without disturbing the vapor zone. Air disturbances include, but are not limited to, lip exhausts, ventilation fans and general room drafts. Types of covers include, but are not limited to, sliding, biparting and rolltop covers.

(11) "Cross-rod solvent cleaning machine" means a batch solvent cleaning machine in which parts baskets are suspended from cross-rods as they are moved through the machine. In a cross-rod solvent cleaning machine, parts are loaded semi-continuously, and enter and exit the machine through a single portal.

(12) "Downtime mode" means the time period when a solvent cleaning machine is not cleaning parts and the sump heating coils, if present, are turned off.

(13) "Dwell" means, for a solvent cleaning machine equipped with a superheated vapor system, the technique of holding parts within the superheated vapor zone of the solvent cleaning machine. For a solvent cleaning machine not equipped with a superheated vapor system, it means the technique of holding parts within the freeboard area but above the vapor zone of the solvent cleaning machine. Dwell occurs after cleaning to allow solvent to drain from the parts or parts baskets back into the solvent cleaning machine.

(14) "Dwell time" means the required minimum length of time that a part must dwell, as determined by s. NR 469.09(4) or, for a solvent cleaning machine equipped with a superheated vapor system, by the manufacturer's specifications as required by s. NR 469.06(2)(f)2.

(15) "Emissions" means the amount of halogenated HAP solvent added to the machine, minus the amount of liquid halogenated HAP solvent removed from the machine and the amount of halogenated HAP solvent removed from the machine in the solid waste.

(16) "Equivalent control method" means an equivalent emission control technique or procedure as determined by the administrator.

(17) "Existing" means any solvent cleaning machine the construction or reconstruction of which was commenced on or before November 29, 1993. A machine, the construction or reconstruction of which was commenced on or before November 29, 1993, but did not meet the definition of a solvent cleaning machine on December 2, 1994 because it did not use halogenated HAP solvent liquid or vapor covered under this chapter to

remove soils, becomes an existing source when it commences to use those liquid or vapor solvents. A solvent cleaning machine moved within a contiguous facility or to another facility under the same ownership, constitutes an existing machine.

(18) "Freeboard area" means, for a batch cleaning machine, the area within the solvent cleaning machine that extends from the solvent/air interface to the top of the solvent cleaning machine. For an in-line cleaning machine, it is the area within the solvent cleaning machine that extends from the solvent/air interface to the bottom of the entrance or exit opening, whichever is lower.

(19) "Freeboard height" means, for a batch cleaning machine, the distance from the solvent/air interface, as measured during the idling mode, to the top of the cleaning machine. For an in-line cleaning machine, it is the distance from the solvent/air interface to the bottom of the entrance or exit opening, whichever is lower, as measured during the idling mode.

(20) "Freeboard ratio" means the ratio of the solvent cleaning machine freeboard height to the smaller interior dimension (length, width or diameter) of the solvent cleaning machine.

(21) "Freeboard refrigeration device", also called a chiller, means a set of secondary coils mounted in the freeboard area that carries a refrigerant or other chilled substance to provide a chilled air blanket above the solvent vapor. A primary condenser capable of meeting the requirements of s. NR 469.06(2)(a) is defined as both a freeboard refrigeration device and a primary condenser for the purposes of this chapter.

(22) "Hoist" means a mechanical device that carries the parts basket and the parts to be cleaned from the loading area into the solvent cleaning machine and to the unloading area at a controlled speed. A hoist may be operated by controls or may be programmed to cycle parts through the cleaning cycle automatically.

(23) "Idling mode" means the time period when a solvent cleaning machine is not actively cleaning parts and the sump heating coils, if present, are turned on.

(24) "Idling-mode cover" means any cover or solvent cleaning machine design that allows the cover to shield the cleaning machine openings during the idling mode. A cover that meets this definition may also be used as a working-mode cover if that definition is also met.

(25) "Immersion cold cleaning machine" means a cold cleaning machine in which the parts are immersed in the solvent when being cleaned. A remote reservoir cold cleaning machine that is also an immersion cold cleaning machine is considered an immersion cold cleaning machine for purposes of this chapter.

(26) "In-line cleaning machine" or "continuous cleaning machine" means a solvent cleaning machine that uses an automated parts handling system, typically a conveyor, to automatically provide a continuous supply of parts to be cleaned. These units are fully enclosed except for the conveyor inlet and exit portals. In-line cleaning machines may be either cold or vapor cleaning machines.

(27) "Leak-proof coupling" means a threaded or other type of coupling that prevents solvents from leaking during the filling or draining of solvent to and from the solvent cleaning machine.

(28) "Lip exhaust" means a device installed at the top of the opening of a solvent cleaning machine that draws in air and solvent vapor from the freeboard area and ducts the air and vapor away from the solvent cleaning area.

(29) "Monthly reporting period" means any calendar month in which the owner or operator of a solvent cleaning machine is required to calculate and report the solvent emissions from each solvent cleaning machine.

(30) "New" means any solvent cleaning machine the construction or reconstruction of which is commenced after November 29, 1993.

(31) "Open-top vapor cleaning machine" means a batch solvent cleaning machine that has its upper surface open to the air and boils solvent to create solvent vapor used to clean or dry parts.

(32) "Part" means any object that is cleaned in a solvent cleaning machine. Parts include, but are not limited to, discrete parts, assemblies, sets of parts and continuous parts, including continuous sheets of metal.

(33) "Primary condenser" means a series of circumferential cooling coils on a vapor cleaning machine through which a chilled substance is circulated or recirculated to provide continuous condensation of rising solvent vapors and, thereby, create a concentrated solvent vapor zone.

(34) "Reduced room draft" means decreasing the flow or movement of air across the top of the freeboard area of the solvent cleaning machine to meet the specifications of s. NR 469.06(2)(b). Methods of achieving a reduced room draft include, but are not limited to, redirecting fans or air vents to not blow across the

cleaning machine, moving the cleaning machine to a corner where there is less room draft, and constructing a partial or complete enclosure around the cleaning machine.

(35) "Remote reservoir cold cleaning machine" means any device in which liquid solvent is pumped to a sink-like work area that drains solvent back into an enclosed container while parts are being cleaned, allowing no solvent to pool in the work area.

(36) "Soils" means contaminants that are removed from the parts being cleaned. Soils include, but are not limited to, grease, oils, waxes, metal chips, carbon deposits, fluxes and tars.

(37) "Solvent/air interface" means, for a vapor cleaning machine, the location of contact between the concentrated solvent vapor layer and the air. This location of contact is defined as the mid-line height of the primary condenser coils. For a cold cleaning machine, it is the location of contact between the liquid solvent and the air.

(38) "Solvent/air interface area" means, for a vapor cleaning machine, the surface area of the solvent vapor zone that is exposed to the air. For an in-line cleaning machine, it is the total surface area of all the sumps. For a cold cleaning machine, it is the surface area of the liquid solvent that is exposed to the air.

(39) "Solvent cleaning machine" means any device or piece of equipment that uses any halogenated HAP solvent liquid or vapor to remove soils from the surfaces of materials. Types of solvent cleaning machines include, but are not limited to, batch vapor, in-line vapor, in-line cold and batch cold solvent cleaning machines. Buckets, pails and beakers with capacities of 7.6 liters (2 gallons) or less are not considered solvent cleaning machines.

(40) "Solvent vapor zone" means, for a vapor cleaning machine, the area that extends from the liquid solvent surface to the level at which solvent vapor is condensed. This condensation level is defined as the midline height of the primary condenser coils.

(41) "Sump" means the part of a solvent cleaning machine where the liquid solvent is located.

(42) "Sump heater coils" means the heating system on a cleaning machine that uses steam, electricity or hot water to heat or boil the liquid solvent.

(43) "Superheated vapor system" means a system that heats the solvent vapor, either passively or actively, to a temperature above the solvent's boiling point. Parts are held in the superheated vapor before exiting the machine to evaporate the liquid solvent on them. Hot vapor recycle is an example of a superheated vapor system.

(44) "Vapor cleaning machine" means a batch or in-line solvent cleaning machine that boils liquid solvent generating solvent vapor that is used as a part of the cleaning or drying cycle.

(45) "Water layer" means a layer of water that floats above the denser solvent and provides control of solvent emissions.

Note: In many cases, the solvent used in batch cold cleaning machines is sold containing the appropriate amount of water to create a water cover.

(46) "Working mode" means the time period when the solvent cleaning machine is actively cleaning parts.

(47) "Working-mode cover" means any cover or solvent cleaning machine design that allows the cover to shield the cleaning machine openings from outside air disturbances while parts are being cleaned in the cleaning machine. A cover that is used during the working mode is opened only during parts entry and removal. A cover that meets this definition may also be used as an idling-mode cover if that definition is also met.

NR 469.03 BATCH COLD CLEANING MACHINE STANDARDS. (1) Except as provided in sub. (4), each owner or operator of an immersion batch cold solvent cleaning machine shall comply with one of the following requirements:

(a) Employ a tightly fitting cover on the machine that shall be closed at all times except during parts entry and removal, and a water layer that has a minimum thickness of 2.5 centimeters (1.0 inch) on the surface of the solvent within the cleaning machine.

(b) Employ a tightly fitting cover on the machine that shall be closed at all times except during parts entry and removal, and a freeboard ratio of 0.75 or greater; and comply with the work and operational practices specified in sub. (3).

- (c) Employ an equivalent control method approved by the administrator.
- (2) Each owner or operator of a remote-reservoir batch cold solvent cleaning machine shall comply with one of the following requirements:
 - (a) Employ a tightly fitting cover over the solvent sump that shall be closed at all times except during the cleaning of parts and comply with the work and operational practices specified in sub. (3).
 - (b) Employ an equivalent control method approved by the administrator.
 - (3) Each owner or operator of a batch cold solvent cleaning machine complying with sub. (1)(b) or (2)(a) shall comply with the work and operational practices specified in pars. (a) to (h).
 - (a) All waste solvent shall be collected and stored in closed containers. Each closed container may contain a device that allows pressure relief, but that device may not allow liquid solvent to drain from the container.
 - (b) If a flexible hose or flushing device is used, flushing shall be performed only within the freeboard area of the solvent cleaning machine.
 - (c) The owner or operator shall drain solvent cleaned parts for 15 seconds or until dripping has stopped, whichever is longer. Parts having cavities or blind holes shall be tipped or rotated while draining.
 - (d) The owner or operator shall ensure that the solvent level does not exceed the fill line.
 - (e) Spills during solvent transfer shall be wiped up immediately. The wipe rags shall be stored in covered containers meeting the requirements of par. (a)
 - (f) When an air- or pump-agitated solvent bath is used, the owner or operator shall ensure that the agitator is operated to produce a rolling motion of the solvent but not observable splashing against tank walls or parts being cleaned.
 - (g) The owner or operator shall ensure that, when the cover is open, the cold cleaning machine is not exposed to drafts greater than 40 meters per minute (132 feet per minute), as measured between one and 2 meters (3.3 and 6.6 feet) upwind and at the same elevation as the tank lip.
 - (h) Sponges, fabric, wood and paper products may not be cleaned.

(4) Each owner or operator of an immersion batch cold cleaning machine that is not exempt under s. NR 423.03(2)(a), (b), (c) or (h), but is exempt under s. NR 423.03(2)(i), shall comply with one of the following requirements:

(a) Employ a tightly fitting cover on the machine that shall be closed at all times except during parts entry and removal, and a water layer that has a minimum thickness of 2.5 centimeters (1.0 inch) on the surface of the solvent within the cleaning machine; and comply with the work and operational practices specified in sub. (5).

(b) Employ a tightly fitting cover on the machine that shall be closed at all times except during parts entry and removal, and a freeboard ratio of 1.0 or greater; and comply with the work and operational practices specified in sub. (3).

(c) Employ an equivalent control method approved by the administrator.

(5) Each owner or operator of a batch cold solvent cleaning machine complying with sub. (4)(a) shall comply with the work and operational practices specified in pars. (a) to (d)

(a) Equip the machine with a facility for draining cleaned parts, with the drainage facility constructed so that parts are enclosed under the cover while draining, except that the drainage facility may be external for applications where an internal type cannot fit into the cleaning system.

(b) If used, supply a solvent spray that is a solid fluid stream, not a fine, atomized or shower type spray, at a pressure that does not cause splashing.

(c) Provide a permanent, conspicuous label, summarizing the operating requirements.

(d) Provide supervision or instruction adequate to ensure the operation is conducted in accord with all of the following:

1. Close the cover whenever parts are not being handled in the cleaner.
2. Drain the cleaned parts for at least 15 seconds or until dripping ceases.
3. Store waste solvent only in covered containers and not dispose of waste solvent or transfer it to another person in such a way as to cause greater than 15% of the waste solvent, by weight, to evaporate into the ambient air during ozone season, s. NR 419.04 notwithstanding.

4. Repair solvent leaks immediately, or shut down the machine until the leaks are repaired.

Note: Subsections (4) and (5) contain pertinent language previously applicable under s. NR 423.03(3) and now applicable under this chapter instead to owners and operators of immersion batch cleaning machines that use solvents that contain halogenated HAP compounds that are also VOCs.

(6) Each owner or operator of a new batch cold cleaning machine shall comply with the initial notification reporting requirements as described in s. NR 469.12(1). Each owner or operator of a batch cold cleaning machine shall comply with the initial statement of compliance reporting requirements as described in s. NR 469.12(2). No further reporting or recordkeeping is required.

NR 469.04 BATCH VAPOR AND IN-LINE CLEANING MACHINE STANDARDS. (1) Except as provided in s. NR 469.08, each owner or operator of a solvent cleaning machine subject to the provisions of this chapter shall ensure that each existing or new batch vapor or in-line solvent cleaning machine subject to the provisions of this chapter conforms to the design requirements specified in pars. (a) to (g).

Note: Owners and operators of batch vapor and in-line cleaning machines should also refer to ss. NR 469.05 and NR 469.06.

(a) Each cleaning machine shall be designed or operated to meet one of the following requirements:

1. Equip the cleaning machine with an idling and downtime mode cover, as described in s. NR 469.05(1)(a), that may be readily opened or closed, that completely covers the cleaning machine openings when in place, and is free of cracks, holes and other defects.

2. Use reduced room draft as described in s. NR 469.06(2)(b)

(b) Each cleaning machine shall have a freeboard ratio of 0.75 or greater.

(c) Each cleaning machine shall have an automated parts handling system capable of moving parts or parts baskets at a speed of 3.4 meters per minute (11 feet per minute) or less from the initial loading of parts through removal of cleaned parts.

(d) Each vapor cleaning machine shall be equipped with a device that shuts off the sump heat if the sump liquid solvent level drops to the sump heater coils.

(e) Each vapor cleaning machine shall be equipped with a vapor level control device that shuts off sump heat if the vapor level in the vapor cleaning machine rises above the height of the primary condenser.

(f) Each vapor cleaning machine shall have a primary condenser.

(g) Each cleaning machine that uses a lip exhaust shall be designed and operated to route all collected solvent vapors through a properly operated and maintained carbon adsorber that meets the requirements of s. NR 469.06(2)(g).

(2) Except as provided in s. NR 469.08, each owner or operator of an existing or new batch vapor cleaning machine shall comply with either par. (a) or (b).

(a) Each owner or operator of a batch vapor cleaning machine with a solvent/air interface area of 1.21 square meters (13 square feet) or less shall comply with the requirements specified in either subd. 1. or 2.

1. Employ one of the control combinations listed in Table 1.

TABLE 1. CONTROL COMBINATIONS FOR BATCH VAPOR SOLVENT CLEANING MACHINES WITH A SOLVENT/AIR INTERFACE AREA OF 1.21 SQUARE METERS (13 SQUARE FEET) OR LESS

Option	Control combinations
1	Working-mode cover, freeboard ratio of 1.0, superheated vapor.
2	Freeboard refrigeration device, superheated vapor.
3	Working-mode cover, freeboard refrigeration device.
4	Reduced room draft, freeboard ratio of 1.0, superheated vapor.
5	Freeboard refrigeration device, reduced room draft.
6	Freeboard refrigeration device, freeboard ratio of 1.0.
7	Freeboard refrigeration device, dwell.
8	Reduced room draft, dwell, freeboard ratio of 1.0.
9	Freeboard refrigeration device, carbon adsorber.
10	Freeboard ratio of 1.0, superheated vapor, carbon adsorber.

Note: Carbon adsorption units may present cross-media impacts. For example, spent carbon beds may have to be disposed of as hazardous waste (see chs. NR 610 and 615).

2. Demonstrate that the solvent cleaning machine can achieve and maintain an idling emission limit of 0.22 kilograms per hour per square meter (0.045 pounds per hour per square foot) of solvent/air interface area as determined using the procedures in s. NR 469.09(1).

Note: Owners and operators who choose to comply with an idling emission limit should also refer to s. NR 469.07.

(b) Each owner or operator of a batch vapor cleaning machine with a solvent/air interface area greater than 1.21 square meters (13 square feet) shall comply with the requirements specified in either subd. 1. or 2.

1. Employ one of the control combinations listed in Table 2.

TABLE 2. CONTROL COMBINATIONS FOR BATCH VAPOR SOLVENT CLEANING MACHINES WITH A SOLVENT/AIR INTERFACE AREA GREATER THAN 1.21 SQUARE METERS (13 SQUARE FEET)

Option	Control combinations
1	Freeboard refrigeration device, freeboard ratio of 1.0, superheated vapor.
2	Dwell, freeboard refrigeration device, reduced room draft.
3	Working-mode cover, freeboard refrigeration device, superheated vapor.
4	Freeboard ratio of 1.0, reduced room draft, superheated vapor.
5	Freeboard refrigeration device, reduced room draft, superheated vapor.
6	Freeboard refrigeration device, reduced room draft, freeboard ratio of 1.0.
7	Freeboard refrigeration device, superheated vapor, carbon adsorber.

Note: Carbon adsorption units may present cross-media impacts. For example, spent carbon beds may have to be disposed of as hazardous waste (see chs. NR 610 and 615).

2. Demonstrate that the solvent cleaning machine can achieve and maintain an idling emission limit of 0.22 kilograms per hour per square meter (0.045 pounds per hour per square foot) of solvent/air interface area as determined using the procedures in s. NR 469.09(1).

Note: Owners and operators who choose to comply with an idling emission limit should also refer to s. NR 469.07.

(3) Except as provided in s. NR 469.08, each owner or operator of an in-line cleaning machine shall comply with par. (a) or (b), as appropriate.

(a) Each owner or operator of an existing in-line cleaning machine shall comply with the requirements specified in either subd. 1. or 2.

1. Employ one of the control combinations listed in Table 3.

TABLE 3. CONTROL COMBINATIONS FOR EXISTING IN-LINE SOLVENT CLEANING MACHINES

Option	Control combinations
1	Superheated vapor, freeboard ratio of 1.0.
2	Freeboard refrigeration device, freeboard ratio of 1.0.
3	Dwell, freeboard refrigeration device.
4	Dwell, carbon adsorber.

Note: Carbon adsorption units may present cross-media impacts. For example, spent carbon beds may have to be disposed of as hazardous waste (see chs. NR 610 and 615).

2. Demonstrate that the solvent cleaning machine can achieve and maintain an idling emission limit of 0.10 kilograms per hour per square meter (0.021 pounds per hour per square foot) of solvent/air interface area as determined using the procedures in s. NR 469.09(1).

Note: Owners and operators who choose to comply with an idling emission limit should also refer to s. NR 469.07.

(b) Each owner or operator of a new in-line cleaning machine shall comply with the requirements specified in either subd. 1. or 2.

1. Employ one of the control combinations listed in Table 4.

TABLE 4. CONTROL COMBINATIONS FOR NEW IN-LINE SOLVENT CLEANING MACHINES

Option	Control combinations
1	Superheated vapor, freeboard refrigeration device.
2	Freeboard refrigeration device, carbon adsorber.
3	Superheated vapor, carbon adsorber.

Note: Carbon adsorption units may present cross-media impacts. For example, spent carbon beds may have to be disposed of as hazardous waste (see chs. NR 610 and 615).

2. Demonstrate that the solvent cleaning machine can achieve and maintain an idling emission limit of 0.10 kilograms per hour per square meter (0.021 pounds per hour per square foot) of solvent/air interface area as determined using the procedures in s. NR 469.09(1).

Note: Owners and operators who choose to comply with an idling emission limit should also refer to s. NR 469.07.

NR 469.05 WORK AND OPERATIONAL PRACTICE STANDARDS FOR BATCH VAPOR AND IN-LINE CLEANING MACHINES. Except as provided in s. NR 469.08, each owner or operator of an existing or new batch vapor or in-line solvent cleaning machine shall meet all of the following required work and operational practices, as applicable:

(1) Control air disturbances across the cleaning machine openings by incorporating the control equipment or techniques in par. (a) or (b)

(a) Covers to each solvent cleaning machine shall be in place during the idling mode, and during the downtime mode unless either the solvent has been removed from the machine or maintenance or monitoring is being performed that requires the covers to not be in place.

(b) A reduced room draft as described in s. NR 469.06(2)(b) shall be used.

(2) The parts baskets or the parts being cleaned in an open-top batch vapor cleaning machine may not occupy more than 50% of the solvent/air interface area unless the parts baskets or parts are introduced at a speed of 0.9 meters per minute (3 feet per minute) or less.

(3) Any spraying operations shall be done within the vapor zone or within a section of the solvent cleaning machine that is not directly exposed to the ambient air, such as a baffled or enclosed area.

(4) Parts shall be oriented so that the solvent drains from them freely. Parts having cavities or blind holes shall be tipped or rotated before being removed from any solvent cleaning machine unless an equally effective approach has been approved by the department.

(5) Parts baskets or parts may not be removed from any solvent cleaning machine until dripping has stopped.

(6) During startup of each vapor cleaning machine, the primary condenser shall be turned on before the sump heater.

(7) During shutdown of each vapor cleaning machine, the sump heater shall be turned off and the solvent vapor layer allowed to collapse before the primary condenser is turned off.

(8) When solvent is added or drained from any solvent cleaning machine, the solvent shall be transferred using threaded or other leakproof couplings and the end of the pipe in the solvent sump shall be located beneath the liquid solvent surface.

(9) Each solvent cleaning machine and associated controls shall be maintained as recommended by the manufacturers of the equipment or using alternative maintenance practices that have been demonstrated to the department's satisfaction to achieve the same or better results as those recommended by the manufacturer.

(10) Each operator of a solvent cleaning machine shall complete and correctly answer each question in the applicable sections of the test of solvent cleaning operating procedures in Table 5 if requested during an inspection by the department.

(11) Waste solvent, still bottoms and sump bottoms shall be collected and stored in closed containers. The closed containers may contain a device that allows pressure relief, but that device may not allow liquid solvent to drain from the container.

(12) Sponges, fabric, wood and paper products may not be cleaned.

(13) If the solvent cleaning machine is not exempt under s. NR

423.03(2)(a), (b), (d), (e) or (h), but is exempt under s. NR 423.03(2)(i), it may not be operated so as to allow water to be visually detectable in solvent exiting the water separator.

(14) If the solvent cleaning machine is not exempt under s. NR 423.03(2)(a), (b), (d), (e), (f) or (h), but is exempt under s. NR 423.03(2)(i), a permanent conspicuous label, summarizing the work and operational practices specified in subs. (1) to (9) and (11) to (13), shall be provided.

Table 5
Test of Solvent Cleaning Procedures

General Questions

- ___ 1. What is the maximum allowable speed for parts entry and removal?
 - A. 8.5 meters per minute (28 feet per minute).
 - B. 3.4 meters per minute (11 feet per minute).
 - C. 11 meters per minute (36 feet per minute).
 - D. No limit.
- ___ 2. How do you ensure that parts enter and exit the solvent cleaning machine at the speed required in the regulation?
 - A. Program on computerized hoist monitors speed.
 - B. Can judge the speed by looking at it.
 - C. Measure the time it takes the parts to travel a measured distance.
- ___ 3. Identify the sources of air disturbances.
 - A. Fans.
 - B. Open doors.
 - C. Open windows.
 - D. Ventilation vents.
 - E. All of the above.
- ___ 4. What are the three operating modes?
 - A. Idling, working and downtime.
 - B. Precleaning, cleaning and drying.
 - C. Startup, shutdown, off.
 - D. None of the above.
- ___ 5. When may parts or parts baskets be removed from the solvent cleaning machine?
 - A. When they are clean.
 - B. At any time.
 - C. When dripping stops.
 - D. Either A or C is correct.
- ___ 6. How must parts be oriented during cleaning?
 - A. It does not matter as long as they fit in the parts basket.
 - B. So that the solvent pools in the cavities where the dirt is concentrated.
 - C. So that solvent drains from them freely.
- ___ 7. During startup, what must be turned on first, the primary condenser or the sump heater?
 - A. Primary condenser.
 - B. Sump heater.
 - C. Turn both on at same time.

- _____ 8. D. Either A or B is correct.
 During shutdown, what must be turned off first, the primary condenser or the sump heater?
 A. Primary condenser.
 B. Sump heater.
 C. Turn both off at same time.
 D. Either A or B is correct.
- _____ 9. In what manner must solvent be added to and removed from the solvent cleaning machine?
 A. With leak proof couplings.
 B. With the end of the pipe in the solvent sump below the liquid solvent surface.
 C. So long as the solvent does not spill, the method does not matter.
 D. A and B.
- _____ 10. What must be done with waste solvent and still and sump bottoms?
 A. Pour down the drain.
 B. Store in closed container.
 C. Store in a bucket.
 D. A or B.
- _____ 11. What types of materials are prohibited from being cleaned in solvent cleaning machines using halogenated HAP solvents?
 A. Sponges.
 B. Fabrics.
 C. Paper.
 D. All of the above.

Control Device Specific Questions

[] Freeboard Refrigeration Device

- _____ 1. What chilled air blanket temperature must the freeboard refrigeration device achieve?
 A. Below room temperature.
 B. 10 °C (50°F).
 C. Below the solvent boiling point.
 D. No greater than 30% of the solvent's boiling point, in °F.

[] Working-Mode Cover

- _____ 2. When may a cover be open?
 A. While parts are in the cleaning machine.
 B. During parts entry and removal.
 C. During maintenance.
 D. During measurements for compliance purposes.
 E. A and C.
 F. B, C, and D.
- _____ 3. Covers must be maintained in what condition?
 A. Free of holes.
 B. Free of cracks.
 C. So that they completely seal cleaner opening.
 D. All of the above.

[] Dwell

- _____ 4. When no superheated vapor is used, where must the parts be held for the appropriate dwell time?
 A. In the vapor zone.
 B. In the freeboard area above the vapor zone.
 C. Above the cleaning machine.
 D. In the immersion sump.

NR 469.06 OPERATIONAL REQUIREMENTS ASSOCIATED WITH CONTROL DEVICES FOR

BATCH VAPOR AND IN-LINE CLEANING MACHINES. Each owner or operator of a solvent cleaning machine complying with either s. NR 469.04(2) or (3) shall comply with the requirements specified in this section.

(1) Conduct monitoring of each control device used to comply with s. NR 469.04 as provided in s. NR 469.10.

(2) Determine during each monitoring period whether each control device used to comply with these standards meets the requirements specified in pars. (a) to (g).

(a) If a freeboard refrigeration device is used to comply with these standards, the owner or operator shall ensure that the chilled air blanket temperature, in °F, measured at the center of the air blanket, is no greater than 30% of the solvent's boiling point.

(b) If a reduced room draft is used to comply with these standards, the owner or operator shall comply with the following requirements:

1. Ensure that the flow or movement of air across the top of the freeboard area of the solvent cleaning machine or within the solvent cleaning machine enclosure does not exceed 15.2 meters per minute (50 feet per minute) at any time as measured using the procedures in s. NR 469.10(4).

2. Establish and maintain the operating conditions under which the wind speed was demonstrated to be 15.2 meters per minute (50 feet per minute) or less as described in s. NR 469.10(4).

(c) If a working-mode cover is used to comply with these standards, the owner or operator shall comply with the following requirements:

1. Ensure that the cover opens only for part entrance and removal and completely covers the cleaning machine openings when closed.

2. Ensure that the working-mode cover is maintained free of cracks, holes and other defects.

(d) If an idling-mode cover is used to comply with these standards, the owner or operator shall comply with the following requirements:

1. Ensure that the cover is in place whenever parts are not in the solvent cleaning machine and completely covers the cleaning machine openings when in place.

2. Ensure that the idling-mode cover is maintained free of cracks, holes and other defects.

(e) If dwell is used to comply with these standards, the owner or operator shall comply with the following requirements:

1. Determine the appropriate dwell time for each type of part or parts basket, or determine the maximum dwell time using the most complex part type or parts basket, as described in s. NR 469.09(4).

2. Ensure that, after cleaning, each part is held in the solvent cleaning machine freeboard area above the vapor zone for the dwell time determined for that particular part or parts basket, or for the maximum dwell time determined using the most complex part type or parts basket.

(f) If a superheated vapor system is used to comply with these standards, the owner or operator shall comply with the following requirements:

1. Ensure that the temperature of the solvent vapor at the center of the superheated vapor zone is at least 5.6°C (10°F) above the solvent's boiling point.

2. Ensure that the manufacturer's specifications for determining the minimum proper dwell time within the superheated vapor system is followed.

3. Ensure that parts remain within the superheated vapor for at least the minimum proper dwell time.

(g) If a carbon adsorber in conjunction with a lip exhaust is used to comply with these standards, the owner or operator shall comply with the following requirements:

1. Except as provided in subd. 4., ensure that the concentration of organic solvent in the exhaust from the carbon adsorber does not exceed 100 parts per million of any halogenated HAP compound as measured using the procedure in s. NR 469.10(5). If the halogenated HAP solvent concentration in the carbon adsorber exhaust exceeds 100 parts per million, the owner or operator shall adjust the desorption schedule or replace the disposable canister, if not a regenerative system, so that the exhaust concentration of halogenated HAP solvent is brought below 100 parts per million.

2. Ensure that the carbon adsorber bed is not bypassed during desorption.

3. Ensure that the lip exhaust is located above the solvent cleaning machine cover so that the cover closes below the lip exhaust level.

4. For each batch vapor or in-line vapor cleaning machine that is not exempt under s. NR 423.03(2)(a), (b), (d), (e) or (h), but is exempt under s. NR 423.03(2)(i), ensure that the concentration of organic solvent in the exhaust from the carbon adsorber does not exceed 25 parts per million of solvent as measured using the procedure in s. NR 469.10(5). If the solvent concentration in the carbon adsorber exhaust exceeds 25 parts per million, the owner or operator shall adjust the desorption schedule or replace the disposable canister, if not a regenerative system, so that the exhaust concentration of solvent is brought below 25 parts per million.

Note: Subdivision 4. contains pertinent language previously applicable under s. NR 423.03(4)(c)4. and (5)(c)2., and now applicable under this chapter instead, to owners and operators of batch vapor cleaning machines and in-line vapor cleaning machines that use solvents that contain halogenated HAP compounds that are also VOCs.

(3) If any of the requirements of sub. (2) are not met, determine whether an exceedance has occurred using the criteria in pars. (a) and (b)

(a) An exceedance has occurred if the requirements of sub. (2)(b)2., (c)1., (d)1., (e), (f)2. or 3. or (g)2. or 3. have not been met.

(b) An exceedance has occurred if the requirements of sub. (2)(a), (b)1., (c)2., (d)2., (f)1. or (g)1. have not been met and the condition is not corrected within 15 days of detection. Adjustments or repairs shall be made to the solvent cleaning system or control device to reestablish required levels. The parameter shall be remeasured immediately upon adjustment or repair and demonstrated to be within required limits.

(4) The owner or operator shall report all exceedances and all corrections and adjustments made to avoid an exceedance as specified in s. NR 469.12(7).

NR 469.07 IDLING EMISSION LIMIT STANDARDS FOR BATCH VAPOR AND IN-LINE CLEANING MACHINES. Each owner or operator of a batch vapor or in-line solvent cleaning machine complying with the idling emission limit standards in s. NR 469.04(2)(a)2. or (b)2. or (3)(a)2. or (b)2. shall comply with the requirements specified in this section.

- (1) Conduct an initial performance test to comply with the following requirements:
 - (a) Demonstrate compliance with the applicable idling emission limit.
 - (b) Establish parameters that will be monitored to demonstrate compliance. If a control device is used that is listed in s. NR 469.06(2), then the requirements for that control device as listed in s. NR 469.06(2) shall be used unless the owner or operator can demonstrate to the department's satisfaction that an alternative strategy is equally effective.
- (2) Conduct the periodic monitoring of the parameters used to demonstrate compliance as described in s. NR 469.10(6).
- (3) Operate the solvent cleaning machine within parameters identified in the initial performance test.
- (4) If any of the requirements in subs. (1) to (3) are not met, determine whether an exceedance has occurred using the following criteria:
 - (a) If using a control device listed in s. NR 469.06(2), the owner or operator shall comply with the appropriate parameter values in s. NR 469.06(2) and the exceedance delineations in s. NR 469.06(3)(a) and (b).
 - (b) If using a control device not listed in s. NR 469.06(2), the owner or operator shall indicate whether the exceedance of the parameters that are monitored to determine the proper functioning of this control would be classified as an immediate exceedance or whether a 15 day repair period would be allowed. This information shall be submitted to the department for approval.
- (5) The owner or operator shall report all exceedances and all corrections and adjustments made to avoid an exceedance as specified in s. NR 469.12(7).

NR 469.08 ALTERNATIVE STANDARDS. (1) As an alternative to meeting the requirements in ss. NR 469.04 to 469.07, each owner or operator of a batch vapor or in-line solvent cleaning machine may elect to comply with the requirements of this section. An owner or operator of a solvent cleaning machine who elects to comply with this section shall comply with the requirements specified in par. (a), (b) or (c).

- (a) If the cleaning machine has a solvent/air interface, the owner or operator shall comply with both of the following requirements:

1. Maintain a log of solvent additions and deletions for each solvent cleaning machine.
2. Ensure that the emissions from each solvent cleaning machine are equal to or less than the applicable emission limit presented in Table 6 as determined using the procedures in s. NR 469.09(2) and (3).

(b) If the cleaning machine is a batch vapor cleaning machine and does not have a solvent/air interface, the owner or operator shall comply with all of the following requirements:

1. Maintain a log of solvent additions and deletions for each solvent cleaning machine.
2. Ensure that the emissions from each solvent cleaning machine are equal to or less than the appropriate limits as described as follows:

a. For cleaning machines with a cleaning capacity, as reported in s. NR 469.12(4)(c), that is less than or equal to 2.95 cubic meters (104 cubic feet), the emission limit shall be determined using either Table 7 or equation 1. If using Table 7, and the cleaning capacity of the cleaning machine falls between 2 cleaning capacity sizes, then the lower of the 2 emission limits applies.

b. For cleaning machines with a cleaning capacity, as reported in s. NR 469.12(4)(c), that is greater than 2.95 cubic meters (104 cubic feet), the emission limit shall be determined using equation 1.

$$EL = 330 \times (Vol)^{0.6} \quad \text{(Equation 1)}$$

where:

EL is the 3-month rolling average monthly emission limit (kilograms/month)

Vol is the cleaning capacity of the solvent cleaning machine (cubic meters)

Note: Equation 1 requires the use of metric units. Multiply cubic feet by 0.02832 to obtain cubic meters. Multiply kilograms by 2.2046 to obtain pounds.

- (c) Employ an equivalent control method approved by the administrator.
- (2) Each owner or operator of a batch vapor or in-line solvent cleaning machine complying with sub. (1) shall demonstrate compliance with the applicable 3-month rolling average monthly emission limit on a monthly basis as described in s. NR 469.09(2) and (3).

(3) If the applicable 3-month rolling average emission limit is not met, an exceedance has occurred.

All exceedances shall be reported as required in s. NR 469.12(7).

TABLE 6. EMISSION LIMITS FOR BATCH VAPOR AND IN-LINE
SOLVENT CLEANING MACHINES WITH A
SOLVENT/AIR INTERFACE

Solvent cleaning machine	3-month rolling average monthly emission limit kg/m ² /month (lb/ft ² /month)
Batch vapor solvent cleaning machines	150 (30.7)
Existing in-line solvent cleaning machines	153 (31.4)
New in-line solvent cleaning machines	99 (20.2)

TABLE 7. EMISSION LIMITS FOR CLEANING MACHINES WITHOUT A SOLVENT/AIR INTERFACE^{1,2}

Cleaning capacity (cubic meters)	3-Month rolling average monthly emission limit (kilograms/month)	Cleaning capacity (cubic meters)	3-Month rolling average monthly emission limit (kilograms/month)	Cleaning capacity (cubic meters)	3-Month rolling average monthly emission limit (kilograms/month)
0.00	0	1.00	330	2.00	500
0.05	55	1.05	340	2.05	508
0.10	83	1.10	349	2.10	515
0.15	106	1.15	359	2.15	522
0.20	126	1.20	368	2.20	530
0.25	144	1.25	377	2.25	537
0.30	160	1.30	386	2.30	544
0.35	176	1.35	395	2.35	551
0.40	190	1.40	404	2.40	558
0.45	204	1.45	412	2.45	565
0.50	218	1.50	421	2.50	572
0.55	231	1.55	429	2.55	579
0.60	243	1.60	438	2.60	585
0.65	255	1.65	446	2.65	592
0.70	266	1.70	454	2.70	599
0.75	278	1.75	462	2.75	605
0.80	289	1.80	470	2.80	612
0.85	299	1.85	477	2.85	619
0.90	310	1.90	485	2.90	625
0.95	320	1.95	493	2.95	632

¹ Divide cubic feet by 35.31 to obtain the cleaning capacity in cubic meters.

² Multiply kilograms/month by 2.2046 to obtain the 3-month rolling average in pounds/month.

NR 469.09 TEST METHODS. (1) Each owner or operator of a batch vapor or in-line solvent cleaning machine complying with an idling emission limit standard in s. NR 469.04(2)(a)2. or (b)2. or (3)(a)2. or (b)2. shall determine the idling emission rate of the solvent cleaning machine using Method 307 in Appendix A of 40 CFR part 63, incorporated by reference in s. NR 484.04.

(2) Each owner or operator of a batch vapor or in-line solvent cleaning machine complying with s. NR 469.08 shall on the first operating day of every month ensure that the solvent cleaning machine system contains only clean liquid solvent as defined in s. NR 469.02(5). A fill line shall be indicated during the first month the measurements are made. The solvent level within the machine shall be returned to the same fill line each month, immediately prior to calculating monthly emissions as specified in sub. (3). The solvent cleaning machine does not have to be emptied and filled with fresh unused solvent prior to the calculations.

(3) Each owner or operator of a batch vapor or in-line solvent cleaning machine complying with s. NR 469.08(1)(a) or (b) shall on the first operating day of the month comply with the requirements specified in pars. (a) to (c).

(a) Using the records of all solvent additions and deletions for the previous monthly reporting period required under s. NR 469.08(1)(a)1. or (b)1., determine solvent emissions (E_i or E_n) using equation 2 for cleaning machines with a solvent/air interface and equation 3 for cleaning machines without a solvent/air interface.

$$E_i = \frac{SA_i - LSR_i - SSR_i}{AREA_i} \quad (\text{Equation 2})$$

$$E_n = SA_i - LSR_i - SSR_i \quad (\text{Equation 3})$$

where:

E_i is the total halogenated HAP solvent emissions from the solvent cleaning machine during the most recent monthly reporting period i , kilograms of solvent per square meter of solvent/air interface area per month (pounds of solvent per square foot of solvent/air interface area per month)

E_n is the total halogenated HAP solvent emissions from the solvent cleaning machine during the most recent monthly reporting period i , kilograms of solvent per month (pounds of solvent per month)

SA_i is the total amount of halogenated HAP liquid solvent added to the solvent cleaning machine during the most recent monthly reporting period i , kilograms of solvent per month (pounds of solvent per month)

LSR_i is the total amount of halogenated HAP liquid solvent removed from the solvent cleaning machine during the most recent monthly reporting period i , kilograms of solvent per month (pounds of solvent per month)

SSR_i is the total amount of halogenated HAP solvent removed from the solvent cleaning machine in solid waste, obtained as described in par. (b), during the most recent monthly reporting period i , kilograms of solvent per month (pounds of solvent per month)

$AREA_i$ is the solvent/air interface area of the solvent cleaning machine, square meters, (square feet)

(b) Determine SSR_i using the method specified in subd. 1. or 2.

1. From tests conducted using Method 25D in Appendix A of 40 CFR part 60, incorporated by reference in s. NR 484.04.

2. By engineering calculations included in the compliance report, which is described in s. NR 469.12(6).

(c) Determine the monthly rolling average, EA , for the 3-month period ending with the most recent reporting period using equation 4 for cleaning machines with a solvent/air interface or equation 5 for cleaning machines without a solvent/air interface.

$$EA_i = \frac{\sum_{j=1}^3 E_{ij}}{3} \quad \text{(Equation 4)}$$

$$EA_n = \frac{\sum_{j=1}^3 E_{nj}}{3} \quad \text{(Equation 5)}$$

where:

EA_i is the average halogenated HAP solvent emissions over the preceding 3 monthly reporting periods, kilograms of solvent per square meter of solvent/air interface area per month (pounds of solvent per square foot of solvent/air interface area per month)

EA_n is the average halogenated HAP solvent emissions over the preceding 3 monthly reporting periods, kilograms of solvent per month (pounds of solvent per month)

E_{ij} is the halogenated HAP solvent emissions for each month (j) for the most recent 3 monthly reporting periods, kilograms of solvent per square meter of solvent/air interface area per month (pounds of solvent per square foot of solvent/air interface area per month)

E_{nj} is the halogenated HAP solvent emissions for each month (j) for the most recent 3 monthly reporting periods, kilograms of solvent per month (pounds of solvent per month)

j=1 is the most recent monthly reporting period

j=2 is the monthly reporting period immediately prior to j=1

j=3 is the monthly reporting period immediately prior to j=2

(4) Each owner or operator of a batch vapor or in-line solvent cleaning machine using dwell to comply with ss. NR 469.04 to 469.07 shall determine the appropriate dwell time for each part or parts basket using the procedure specified in pars. (a) and (b).

(a) Determine the amount of time for the part or parts basket to cease dripping once placed in the vapor zone. The part or parts basket used for this determination shall be at room temperature before being placed in the vapor zone.

(b) The proper dwell time for parts to remain in the freeboard area above the vapor zone is no less than 35% of the time determined in par. (a).

(5) An owner or operator of a source shall determine the source's potential to emit from all solvent cleaning machines, using the procedures described in pars. (a) to (c).

(a) Determine the potential to emit for each individual solvent cleaning machine using equation 6.

$$PTE_i = H_i \times W_i \times SAI_i \quad (\text{Equation 6})$$

where:

PTE_i is the potential to emit for solvent cleaning machine i , kilograms of solvent per year (pounds of solvent per year)

H_i is hours of operation for solvent cleaning machine i (hours per year)

$H_i = 8760$ hours per year, unless otherwise restricted by a federally enforceable requirement

W_i is the working mode uncontrolled emission rate for solvent cleaning machine i , kilograms per square meter per hour (pounds per square foot per hour)

$W_i = 1.95$ kilograms per square meter per hour (0.40 pounds per square foot per hour) for batch vapor and cold cleaning machines

$W_i = 1.12$ kilograms per square meter per hour (0.23 pounds per square foot per hour) for in-line cleaning machines

SAI_i is the solvent/air interface area of solvent cleaning machine i , square meters, (square feet). Section NR 469.02(38) defines the solvent/air interface area for those machines that have a solvent/air interface. Solvent cleaning machines that do not have a solvent/air interface shall calculate a solvent/air interface area using the procedure in par. (b).

(b) Solvent cleaning machines that do not have a solvent/air interface shall calculate a solvent/air interface area using equation 7.

$$SAI = 2.20 \times (Vol)^{0.6} \quad \text{(Equation 7)}$$

where:

SAI is the solvent/air interface area (square meters)

Vol is the cleaning capacity of the solvent cleaning machine (cubic meters)

Note: Equation 7 requires the use of metric units. Multiply cubic feet by 0.02832 to obtain cubic meters. Multiply square meters by 10.764 to obtain square feet

(c) Sum the PTE_i for all solvent cleaning machines to obtain the total potential to emit for solvent cleaning machines at the facility.

NR 469.10 MONITORING PROCEDURES. (1) Except as provided in sub. (7), each owner or operator of a batch vapor or in-line solvent cleaning machine complying with the equipment standards in s. NR 469.04(2)(a)1. or (b)1. or (3)(a)1. or (b)1. shall conduct monitoring and record the results on a weekly basis for the control devices, as appropriate, specified in pars. (a) and (b).

(a) If a freeboard refrigeration device is used to comply with these standards, the owner or operator shall use a thermometer or thermocouple to measure the temperature at the center of the air blanket during the idling mode.

(b) If a superheated vapor system is used to comply with these standards, the owner or operator shall use a thermometer or thermocouple to measure the temperature at the center of the superheated solvent vapor zone while the solvent cleaning machine is in the idling mode.

(2) Except as provided in sub. (7), each owner or operator of a batch vapor or in-line solvent cleaning machine complying with the equipment standards of s. NR 469.04(2)(a)1. or (b)1. or (3)(a)1. or (b)1. shall conduct monitoring and record the results on a monthly basis for the control devices, as appropriate, specified in pars. (a) and (b).

(a) If a working-mode, downtime-mode or idling-mode cover is used to comply with these standards, the owner or operator shall conduct a visual inspection to determine if the cover is opening and closing properly, completely covers the cleaning machine openings when closed, and is free of cracks, holes and other defects.

(b) If dwell is used, the owner or operator shall determine the actual dwell time by measuring the period of time that parts are held within the freeboard area of the solvent cleaning machine after cleaning.

(3) Except as provided in sub. (7), each owner or operator of a batch vapor or in-line solvent cleaning machine complying with the equipment or idling emission standards in ss. NR 469.04 to 469.07 shall monitor the hoist speed as described in pars. (a) to (d).

(a) The owner or operator shall determine the hoist speed by measuring the time it takes for the hoist to travel a measured distance. The speed is equal to the distance in meters (feet) divided by the time in minutes (meters per minute or feet per minute).

(b) The monitoring shall be conducted monthly. If after the first year, no exceedances of the hoist speed are measured, the owner or operator may begin monitoring the hoist speed quarterly.

(c) If an exceedance of the hoist speed occurs during quarterly monitoring, the monitoring frequency shall return to monthly until another year of compliance without an exceedance is demonstrated.

(d) If an owner or operator can demonstrate to the department's satisfaction in the initial compliance report that the hoist cannot exceed a speed of 3.4 meters per minute (11 feet per minute), the required monitoring frequency shall be quarterly, including during the first year of compliance.

(4) Except as provided in sub. (7), each owner or operator of a batch vapor or in-line solvent cleaning machine complying with the equipment standards in s. NR 469.04(2)(a)1. or (b)1. or (3)(a)1. or (b)1. using a reduced room draft shall conduct monitoring and record the results as specified in par. (a) or (b).

(a) If the reduced room draft is maintained by controlling room parameters by redirecting fans, closing doors and windows, etc., the owner or operator shall conduct an initial monitoring test of the wind speed and of room parameters, quarterly monitoring of wind speed and weekly monitoring of room parameters as specified in subs. 1. and 2.

1. Measure the wind speed within 15.2 centimeters (6 inches) above the top of the freeboard area of the solvent cleaning machine using the following procedure:

a. Determine the direction of the wind current by slowly rotating a velometer or similar device until the maximum speed is located.

b. Orient a velometer in the direction of the wind current at each of the 4 corners of the machine.

c. Record the reading for each corner.

d. Average the values obtained at each corner and record the average wind speed.

2. Monitor on a weekly basis the room parameters established during the initial compliance test that are used to achieve the reduced room draft.

(b) If a full or partial enclosure is used to achieve a reduced room draft, the owner or operator shall conduct an initial monitoring test and, thereafter, monthly monitoring tests of the wind speed within the enclosure using the procedure specified in subs. 1. and 2. and a monthly visual inspection of the enclosure to determine if it is free of cracks, holes and other defects.

1. Determine the direction of the wind current in the enclosure by slowly rotating a velometer inside the entrance to the enclosure until the maximum speed is located.

2. Record the maximum wind speed.

(5) Except as provided in sub. (7), each owner or operator using a carbon adsorber to comply with this chapter shall measure and record the concentration of each halogenated HAP compound in the exhaust of the carbon adsorber weekly with a colorimetric detector tube. This test shall be conducted while the solvent cleaning machine is in the working mode and is venting to the carbon adsorber. The exhaust concentration shall be determined using the procedure specified in pars. (a) to (c).

(a) Use a colorimetric detector tube designed to measure a concentration of 100 parts per million by volume of the particular halogenated HAP compound in air to an accuracy of ± 25 parts per million by volume. If the cleaning machine uses solvent that contains two or more halogenated HAP compounds, use one compound-specific colorimetric detector tube per halogenated HAP compound.

(b) Use the colorimetric detector tubes according to the manufacturer's instructions.

(c) Provide a sampling port for monitoring within the exhaust outlet of the carbon adsorber that is easily accessible and located at least 8 stack or duct diameters downstream from any flow disturbance such as a bend, expansion, contraction or outlet; downstream from no other inlet; and at least 2 stack or duct diameters upstream from any flow disturbance such as a bend, expansion, contraction, inlet or outlet.

(6) Each owner or operator of a batch vapor or in-line solvent cleaning machine complying with the idling emission limit standards of s. NR 469.04(2)(a)2. or (b)2. or (3)(a)2. or (b)2. shall comply with the requirements specified in pars. (a) and (b).

(a) If using controls listed in subs. (1) to (5), the owner or operator shall comply with the monitoring frequency requirements in subs. (1) to (5).

(b) If using controls not listed in subs. (1) to (5), the owner or operator shall establish the monitoring frequency for each control and submit it to the department for approval in the test report specified in s. NR 469.12(3)(f).

(7) Each owner or operator using a control device listed in subs. (1) to (5) may use alternative monitoring methods and procedures as specified in s. NR 460.07(6).

NR 469.11 RECORDKEEPING REQUIREMENTS. (1) Each owner or operator of a batch vapor or in-line solvent cleaning machine complying with the provisions of ss. NR 469.04 to 469.07 shall maintain all of the records, in written or electronic form, specified in pars. (a) to (e), for the lifetime of the machine.

(a) Owner's manuals, or if not available, written maintenance and operating procedures, for the solvent cleaning machine and control equipment.

(b) The date of installation for the solvent cleaning machine and all of its control devices. If the exact date for installation is not known, a letter certifying that the cleaning machine and its control devices were installed on or before November 29, 1993, or after November 29, 1993, may be substituted.

(c) If dwell is used to comply with these standards, records of the tests required in s. NR 469.09(4) to determine an appropriate dwell time for each part or parts basket.

(d) For a solvent cleaning machine complying with the idling emission limit standards of s. NR 469.04(2)(a)2. or (b)2. or (3)(a)2. or (b)2., records of the initial performance test, including the idling emission rate and values of the monitoring parameters measured during the test.

(e) Records of the halogenated HAP solvent content for each solvent used in a solvent cleaning machine subject to the provisions of this chapter.

(2) Each owner or operator of a batch vapor or in-line solvent cleaning machine complying with ss. NR 469.04 to 469.07 shall maintain the records specified in pars. (a) to (d), either in electronic or written form, for a period of 5 years.

(a) The results of control device monitoring required under s. NR 469.10.

(b) Information on the actions taken to comply with ss. NR 469.06 and 469.07. This information shall include records of written or verbal orders for replacement parts, a description of the repairs made and additional monitoring conducted to demonstrate that monitored parameters have returned to accepted levels.

(c) Estimates of annual solvent consumption for each solvent cleaning machine.

(d) If a carbon adsorber is used to comply with these standards, records of the date and results of the weekly measurement of the halogenated HAP solvent concentration in the carbon adsorber exhaust required in s. NR 469.10(5).

(3) Each owner or operator of a batch vapor or in-line solvent cleaning machine complying with the provisions of s. NR 469.08 shall maintain the records specified in pars. (a) to (c), either in electronic or written form, for a period of 5 years.

(a) The dates and amounts of solvent that are added to the solvent cleaning machine.

(b) The solvent composition of wastes removed from cleaning machines as determined using the procedure described in s. NR 469.09(3)(b).

(c) Calculation sheets showing how monthly emissions and the rolling 3-month average emissions from the solvent cleaning machine were determined, and the results of all calculations.

(4) Each owner or operator of a solvent cleaning machine without a solvent/air interface complying with the provisions of s. NR 469.08 shall maintain records on the method used to determine the cleaning capacity of the cleaning machine.

NR 469.12 REPORTING REQUIREMENTS. (1) Each owner or operator of a new solvent cleaning machine subject to the provisions of this chapter for which the construction or reconstruction commenced after the effective date of this chapter...[revisor inserts date], shall submit an initial notification report to the department as soon as practicable before the construction or reconstruction is planned to commence. The report shall be submitted as part of and incorporated into the application required under s. NR 406.03 or 407.04(1)(b)3. with the following revisions and additions:

(a) The report shall include a brief description of each solvent cleaning machine including machine type (batch vapor, batch cold, vapor in-line or cold in-line), solvent/air interface area and existing controls.

(b) The report shall include the anticipated compliance approach for each solvent cleaning machine.

(c) The report shall include an estimate of annual halogenated HAP solvent consumption for each solvent cleaning machine.

(2) Each owner or operator of a batch cold solvent cleaning machine subject to the provisions of this chapter shall submit an initial statement of compliance to the department. For existing sources, this report shall be submitted to the department no later than 150 days after the compliance date specified in s. NR 469.01(1)(d). For new sources, this report shall be submitted to the department no later than 150 days after the effective date

of this chapter...[revisor inserts date] or 150 days after startup, whichever is later. This report shall include the requirements specified in pars. (a) to (d).

(a) The name and address of the owner or operator.

(b) The address where the solvent cleaning machines are located.

(c) A statement, signed by the owner or operator of the solvent cleaning machine, stating that the solvent cleaning machine for which the report is being submitted is in compliance with the provisions of this chapter.

(d) The compliance approach for each solvent cleaning machine.

(3) Each owner or operator of a batch vapor or in-line solvent cleaning machine complying with the provisions of ss. NR 469.04 to 469.07 shall submit to the department an initial statement of compliance for each solvent cleaning machine. For existing sources, this report shall be submitted to the department no later than 150 days after the compliance date specified in s. NR 469.01(1)(d). For new sources, this report shall be submitted to the department no later than 150 days after the effective date of this chapter...[revisor inserts date] or 150 days after startup, whichever is later. This statement shall include the requirements specified in pars. (a) to (g).

(a) The name and address of the owner or operator.

(b) The address where the solvent cleaning machines are located.

(c) A list of the control equipment used to achieve compliance for each solvent cleaning machine.

(d) For each piece of control equipment required to be monitored, a list of the parameters that are monitored and the values of these parameters measured on or during the first month after the compliance date.

(e) Conditions to maintain the wind speed requirements of s. NR 469.06(2)(b)2. if applicable.

(f) For solvent cleaning machines complying with the idling emission limit standards of s. NR 469.04(2)(a)2. or (b)2. or (3)(a)2. or (b)2., a test report for tests of idling emissions meeting the specifications in Method 307 of Appendix A of 40 CFR part 63, incorporated by reference in s. NR 484.04. This report shall comply with the requirements specified in subds 1. to 4.

1. This test shall be on the same solvent cleaning machine model that is used at the source. The test may be done by the owner or operator of the affected machine or may be supplied by the vendor of that solvent cleaning machine or a third party.

2. This report shall clearly state the monitoring parameters, monitoring frequency and the delineation of exceedances for each parameter.

3. If a solvent cleaning machine vendor or third party test report is used to demonstrate compliance, it shall include the following for the solvent cleaning machine tested: name of persons or company that performed the test, model name, the date the solvent cleaning machine was tested, serial number, and a diagram of the solvent cleaning machine tested.

4. If a solvent cleaning machine vendor or third party test report is used, the owner or operator of the solvent cleaning machine shall comply with the following requirements: submit a statement by the solvent cleaning machine vendor or third party tester that the solvent cleaning machine tested is the same model as the unit for which the report is being submitted; or demonstrate to the department's satisfaction that the solvent emissions from the solvent cleaning machine for which the test report is being submitted are equal to or less than the solvent emissions from the solvent cleaning machine in the vendor or third party test report.

(g) If a carbon adsorber is used to comply with these standards, the date and results of the weekly measurement of the halogenated HAP solvent concentration in the carbon adsorber exhaust required in s. NR 469.10(5).

(4) Each owner or operator of a batch vapor or in-line solvent cleaning machine complying with the provisions of s. NR 469.08 shall submit to the department an initial statement of compliance for each solvent cleaning machine. For existing sources, this report shall be submitted to the department no later than May 1, 1998. For new sources, this report shall be submitted to the department no later than 150 days after the effective date of this chapter[revisor inserts date] or 150 days after startup, whichever is later. The statement shall include the information specified in pars. (a) to (d).

(a) The name and address of the solvent cleaning machine owner or operator.

(b) The address where the solvent cleaning machines are located.

(c) The solvent/air interface area for each solvent cleaning machine or, for cleaning machines without a solvent/air interface, a description of the method used to determine the cleaning capacity and the results.

(d) The results of the first 3-month average emissions calculation.

(5) Each owner or operator of a batch vapor or in-line solvent cleaning machine complying with the provisions of ss. NR 469.04 to 469.07 shall submit an annual report by February 1 of the year following the one for which the report is being made. This report, which may be combined with the report required under sub. (6) into a single report for each facility, shall include the requirements specified in pars. (a) and (b).

(a) A signed statement from the facility owner or designee stating that, "All operators of solvent cleaning machines have received training on the proper operation of solvent cleaning machines and their control devices sufficient to pass the test required in s. NR 469.05(10), Wis. Adm. Code."

(b) An estimate of solvent consumption for each solvent cleaning machine during the reporting period.

(6) Each owner or operator of a batch vapor or in-line solvent cleaning machine complying with the provisions of s. NR 469.08 shall submit a solvent emission report every year. This solvent emission report, which may be combined with the report required under sub. (5) into a single report for each facility, shall contain the requirements specified in pars. (a) to (c).

(a) The size (solvent/air interface area or cleaning capacity) and type of each unit subject to this chapter.

(b) The average monthly solvent consumption for the solvent cleaning machine in kilograms per month.

(c) The 3-month monthly rolling average solvent emission estimates calculated each month using the method as described in s. NR 469.09(3).

(7) Each owner or operator of a batch vapor or in-line solvent cleaning machine shall submit an exceedance report to the department semiannually except when the department determines on a case-by-case basis that more frequent reporting is necessary to accurately assess the compliance status of the source or an exceedance occurs. Once an exceedance has occurred, the owner or operator shall follow a quarterly reporting format until a request to reduce reporting frequency under sub. (8) is approved. Exceedance reports shall be delivered or postmarked by the 30th day following the end of each calendar half or quarter, as appropriate. The exceedance report shall include the applicable information in pars. (a) to (c).

(a) Information on the actions taken to comply with ss. NR 469.06 and 469.07. This information shall include records of written or verbal orders for replacement parts, a description of the repairs made, and additional monitoring conducted to demonstrate that monitored parameters have returned to accepted levels.

- (b) If an exceedance has occurred, the reason for the exceedance and a description of the actions taken.
 - (c) If no exceedances of a parameter have occurred, or a piece of equipment has not been inoperative, out of control, repaired or adjusted, a statement of this information.
- (8) An owner or operator who is required to submit an exceedance report on a quarterly or more frequent basis may reduce the frequency of reporting to semiannual if the conditions in pars. (a) to (c) are met.
- (a) The source has demonstrated a full year of compliance without an exceedance.
 - (b) The owner or operator continues to comply with all relevant recordkeeping and monitoring requirements specified in ch. NR 460 and in this chapter.
 - (c) The department does not object to a reduced frequency of reporting for the affected source as provided in s. NR 460.09(5)(c)3.

SECTION 22. NR 484.04(16) is amended to read:

CFR Appendix Referenced	Title	Incorporated by Reference For
NR 484.04(16) 40 CFR part 60 Appendix A, Method 18	Measurement of Gaseous Organic Compound Emissions by Gas Chromatography	<u>NR 400.02(43d)</u> NR 422.142(5)(a)

The foregoing rule was approved and adopted by the State of Wisconsin Natural Resources Board on October 22, 1996.


The rule shall take effect the first day of the month following publication in the Wisconsin administrative register as provided in s. 227.22(2)(intro.), Stats.


Dated at Madison, Wisconsin December 12, 1996.

STATE OF WISCONSIN
DEPARTMENT OF NATURAL RESOURCES

By George E. Meyer
George E. Meyer, Secretary

(SEAL)





State of Wisconsin \ DEPARTMENT OF NATURAL RESOURCES

Tommy G. Thompson, Governor
George E. Meyer, Secretary

Box 7921
101 South Webster Street
Madison, Wisconsin 53707-7921
TELEPHONE 608-266-2621
FAX 608-267-3579
TDD 608-267-6897

December 11, 1996

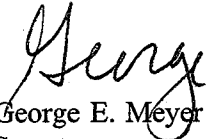
Mr. Gary L. Poulson
Assistant Revisor of Statutes
131 West Wilson Street - Suite 800
Madison, WI

Dear Mr. Poulson:

Enclosed are two copies, including one certified copy, of State of Wisconsin Natural Resources Board Order No. AM-24-96. These rules were reviewed by the Assembly Committee on Environment and Utilities and the Senate Committee on Environmental Resources and Urban Affairs pursuant to s. 227.19, Stats. Summaries of the final regulatory flexibility analysis and comments of the legislative review committees are also enclosed.

You will note that this order takes effect following publication. Kindly publish it in the Administrative Code accordingly.

Sincerely,


George E. Meyer
Secretary

Enc.

